# MASCHI SEF

Soluzioni avanzate di qualità

MECCANOTECNICA

MECCANOTECNICA

# CAMPI DI IMPIEGO

| | | Resistenza | Materiali tipo | Resistenza/durezza | DIN |
|---|---|---|---|---|---|
| **ACCIAI (A)** | | | | | |
| 1.1 | Acciai estrusi a freddo<br>Ferro dolce magnetico | ≤400 N/mm² | Q-St37-3<br>R-Fe80 | | 1.0123<br>1.1014 |
| 1.2 | Acciai ad alta velocità<br>Acciai da costruzioni generali | ≤500 N/mm² | 9SMnPb28<br>St37-2 | 500-700 N/mm²<br>340-470 N/mm² | 1.0718<br>1.0037 |
| 1.3 | Acciai ad alta velocità, acciai da costruzione<br>Acciai legati, fusioni di acciaio | ≤850 N/mm² | St70-2<br>GS-25CrMo4 | 700-900 N/mm²<br>650-950 N/mm² | 1.0070<br>1.7218 |
| 1.4 | Acciai da cementazione, acciai da bonifica<br>Acciai da nitrurazione<br>Acciai per lavorazioni a freddo | ≤1100 N/mm² | 16MnCr5<br>Ck45<br>100Cr6 | 500-700 N/mm²<br>600-800 N/mm²<br>700-900 N/mm² | 1.7131<br>1.1191<br>1.3505 |
| 1.5 | Acciai da bonifica | ≤1200 N/mm² | X155CrVMo12-1 | 900-1100 N/mm² | 1.2379 |
| 1.6 | Acciai da nitrurazione<br>Acciai per lavorazioni a caldo | ≤1400 N/mm² | 42CrMo4V<br>X30WCrV5-3<br>X38CrMoV5-3 | 1200-1400 N/mm²<br>1100 N/mm²<br>900-1100 N/mm² | 1.7275<br>1.2567<br>1.2367 |
| **ACCIAI INOSSIDABILI (R)** | | | | | |
| 1.1 | Acciai inossidabili resistenti agli acidi | ≤850 N/mm² | X10NiCrAlTi32-20<br>X12CrNiTi18-9<br>X6CrNiMoTi17-12-2 | 610-850 N/mm²<br>500-700 N/mm²<br>500-730 N/mm² | 1.4876<br>1.4848<br>1.4571 |
| 1.2 | Acciai inossidabili resistenti agli acidi | ≤1100 N/mm² | X45SiCr4 | 900-1100 N/mm² | 1.4704 |
| 1.3 | Acciai inossidabili resistenti agli acidi | ≤1400 N/mm² | X5NiCrTi26-15 | 1200 N/mm² | 1.4980 |
| **GHISE (F)** | | | | | |
| 1.1 | Ghise grigie | | GG 20<br>GG 30 | 120-220 HB<br>220-270 HB | 0.6020<br>0.6030 |
| 1.2 | Ghise con grafite nodulare | | GGG 40<br>GGG 70 | 400 N/mm²<br>700-1050 N/mm² | 0.7040<br>0.7070 |
| 1.3 | Ghise con grafite vermicolare | | GGV (80% Perlite)<br>GGV (100% Perlite) | 220 HB<br>230 HB | 0.7070 |
| 2.1 | Ghise malleabili | | GTW 40 | 360-420 HB<br>580-650 HB | 0.8040 |
| 3.1 | Ghise in conchiglia sino a 400HB | | GT S65 | 400 HB | 0.8165 |
| **MATERIALI NON FERROSI (N)** | | | | | |
| 1.1 | Leghe malleabili di alluminio | | Al 99,5 (F13)<br>AlCuMg1 (F39) | 100-250 N/mm²<br>300-500 N/mm² | 3.0255<br>3.1325 |
| 1.2 | Leghe fuse di alluminio con Si<5% | | G-AlMg3 | 130-190 N/mm² | 3.3541 |
| 1.3 | Leghe fuse di alluminio con Si>5% - <12% | | GD-AlSi9Cu3<br>GD-AlSi12 | 240-310 N/mm²<br>220-300 N/mm² | 3.2163<br>3.2582 |
| 1.4 | Leghe fuse di alluminio con Si>12% | | G-AlSi17Cu4 | 180-250 N/mm² | |
| 2.1 | Rame puro | ≤500 N/mm² | E-Cu | 250-350 N/mm² | 2.0060 |
| 2.2 | Leghe di rame zinco (OT63) a truciolo lungo | | CuZn40 Ms60<br>CuZn37 Ms63 | 340-490 N/mm²<br>310-550 N/mm² | 2.0360<br>2.0321 |
| 2.3 | Leghe di rame zinco (OT58) a truciolo corto | | CuZn39Pb2 Ms58 | 380-500 N/mm² | 2.0380 |
| 2.4 | Leghe rame alluminio (bronzo alluminio) tr. lungo<br>Leghe rame stagno (bronzo) a truciolo lungo | | CuAl10Ni | 500-800 N/mm² | 2.0966 |
| 2.5 | Leghe rame stagno (bronzo) a truciolo corto | | GCuSnZnPb (Rg5)<br>GCuSnZnPb (Rg7) | 150-300 N/mm²<br>150-300 N/mm² | 2.1096<br>2.1090 |
| 3.1 | Leghe malleabili di magnesio | | MgAl6 | 300-500 N/mm² | 3.5662 |
| 3.2 | Leghe di magnesio per getti | | GMgAl9Zn1 | 300-500 N/mm² | 3.5912 |
| 4.1 | Plastiche termoindurenti (truciolo corto) | | Bakelite | 110 N/mm² | |
| 4.2 | Resine termoplastiche (truciolo lungo) | | Hostalen | 80 N/mm² | |
| 4.3 | Resine epossidiche | | CFK / GFK / AFK | 800-1500 N/mm² | |
| **MATERIALI DI DIFFICILE LAVORABILITÀ (S)** | | | | | |
| 1.1 | Leghe Nichel-Cobalto resistenti al calore | ≤850 N/mm² | NiCu30Fe Monel | 420-610 N/mm² | 2.4360 |
| 1.2 | Leghe Nichel-Cobalto per altissime temperature | ≤1400 N/mm² | NiCr19NbMo | 850-1190 N/mm² | 2.4668 |
| 1.3 | Leghe Nichel-Cobalto per altissime temperature | >1400 N/mm² | Haynes 25 (L605) | 1550-2000 N/mm² | |
| 2.1 | Titanio puro<br>Leghe di titanio | ≤950 N/mm² | Ti3 (Ti99,4)<br>TiAl6V4 | 700 N/mm²<br>700-900 N/mm² | 3.7055<br>3.7164 |
| 2.2 | Leghe di titanio | ≤1250 N/mm² | TiAl4MoSn2 | 900-1250 N/mm² | 3.7185 |
| **ACCIAI DA UTENSILI (H)** | | | | | |
| 1.1 | Acciai trattati | | | <44HRC | |
| 1.2 | Acciai trattati | | 55NiCrMoV6 | 44-55 HRC | 1.2713 |
| 1.3 | Acciai trattati | | 45WCrV7 | 55-60 HRC | 1.2542 |
| 1.4 | Acciai trattati | | X155CrVMo12-1 | 60-63 HRC | 1.2379 |
| 1.5 | Acciai trattati | | X210CrW12 | 63-66 HRC | 1.2436 |

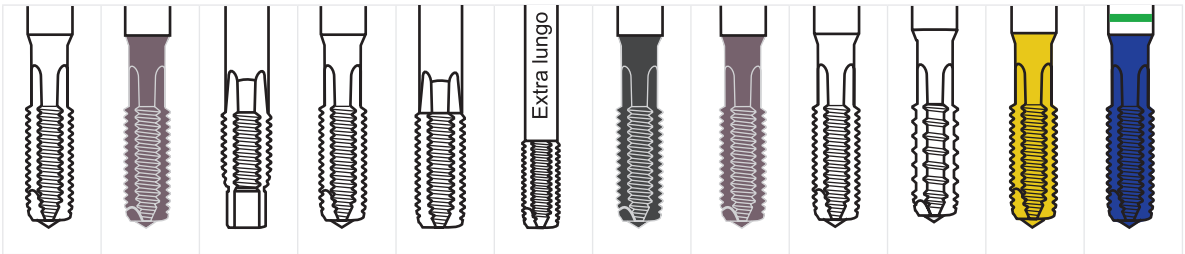


| Articolo | SM101 | SM105VA | SM105FT | SD122 | SD122C | SD122L | SD122U | SD136VA | SD138AI | SD140FA | SD322U | SD922 |
|---|---|---|---|---|---|---|---|---|---|---|---|---|
| Imbocco | - | - | - | B | B | B | B | B | B | B | B | B |
| Profondità Foro | - | - | - | 3xØ | - | - | 3xØ | 3xØ | 3xØ | 3xØ | 3xØ | 3xØ |
| Rivestimento | - | - | - | - | - | - | NiT+Vap | NiT | - | - | NiT | Antiusura |
| **ACCIAI (A)** | | | | | | | | | | | | |
| 1.1 | ● | | | | | | ● | | | | ● | |
| 1.2 | ● | | | | | | ● | ● | | | ● | |
| 1.3 | ● | | | ● | ● | ● | ● | ● | | ● | ● | ● |
| 1.4 | ● | | ● | | | | ● | ● | | | ● | ● |
| 1.5 | | | ● | | | | | | | | ● | ● |
| 1.6 | | | | | | | | | | | | ● |
| **ACCIAI INOSSIDABILI (R)** | | | | | | | | | | | | |
| 1.1 | | ● | | | | | ● | ● | | | ● | |
| 1.2 | | ● | | | | | ● | ● | | | ● | ● |
| 1.3 | | ● | | | | | | | | | | |
| **GHISE (F)** | | | | | | | | | | | | |
| 1.1 | | | | | | | ● | | | | ● | |
| 1.2 | | | ● | | | | ● | ● | | | ● | ● |
| 1.3 | | | ● | | | | ● | ● | | | ● | ● |
| 2.1 | ● | | ● | | | | ● | ● | | | ● | |
| 3.1 | | | | | | | | | | | | |
| **MATERIALI NON FERROSI (N)** | | | | | | | | | | | | |
| 1.1 | | | | | | | | | ● | | | |
| 1.2 | ● | | | | | | ● | | | | ● | |
| 1.3 | ● | | | | | | ● | ● | | | ● | |
| 1.4 | ● | | | | | | ● | | | | ● | |
| 2.1 | ● | | | | | | | | | | | |
| 2.2 | | ● | | ● | ● | ● | | ● | | ● | | |
| 2.3 | | ● | | | | | | | | | | |
| 2.4 | | | | | | | ● | | | | ● | |
| 2.5 | | | | | | | | | | | | ● |
| 3.1 | | | | | | | | | | | | |
| 3.2 | | | | | | | | | | | | |
| 4.1 | | | | | | | | | | | | |
| 4.2 | | | | | | | | | | | | |
| 4.3 | | | | | | | | | | | | |
| **MATERIALI DI DIFFICILE LAVORABILITÀ (S)** | | | | | | | | | | | | |
| 1.1 | | | | | | | | | | | | |
| 1.2 | | | ● | | | | | | | | | |
| 1.3 | | | ● | | | | | | | | | |
| 2.1 | | | ● | | | | | | | | | |
| 2.2 | | | | | | | | | | | | |
| **ACCIAI DA UTENSILI (H)** | | | | | | | | | | | | |
| 1.1 | | | | | | | | | | | | ● |
| 1.2 | | | ● | | | | | | | | | |
| 1.3 | | | | | | | | | | | | |
| 1.4 | | | | | | | | | | | | |
| 1.5 | | | | | | | | | | | | |

● Molto appropriato
● Appropriato

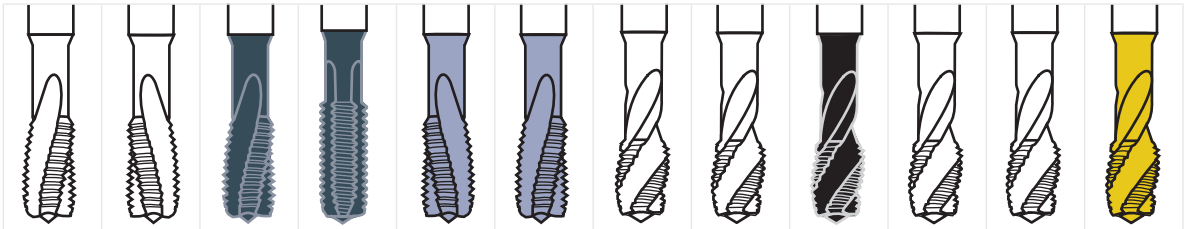

| Articolo | SS144SR | SS144SL | SS744Hr | SS721Hr | SL624Ti | SR644Ti | ST108S | ST146 | ST146U | ST154AL | ST170VA | ST346U |
|---|---|---|---|---|---|---|---|---|---|---|---|---|
| | | | | | | | Rastremato | | | | | |
| Imbocco | C | D | C | C | D | C | C | C | C | C | C | C |
| Profondità Foro | 2xØ | 2xØ | 1,5xØ | 1,5xØ | 3xØ | 1,5xØ | 2,5xØ | 2,5xØ | 2,5xØ | 2,5xØ | 2,5xØ | 2,5xØ |
| Rivestimento | - | - | BST | BST | TiCN | TiCN | - | - | Vap | - | - | TiN |
| **ACCIAI (A)** | | | | | | | | | | | | |
| 1.1 | | | | | | | ● | | ● | ● | ● | |
| 1.2 | ● | ● | | | | | | | ● | | ● | ● |
| 1.3 | ● | ● | | ● | | | | | ● | | ● | ● |
| 1.4 | | | ● | ● | | | | | ● | | ● | ● |
| 1.5 | | | | | | | | | ● | | | ● |
| 1.6 | | | ● | ● | ● | ● | | | | | | |
| **ACCIAI INOSSIDABILI (R)** | | | | | | | | | | | | |
| 1.1 | | | | | | | | | ● | | ● | ● |
| 1.2 | | | | | ● | ● | ● | | ● | | ● | ● |
| 1.3 | | | | | | | | | | | | |
| **GHISE (F)** | | | | | | | | | | | | |
| 1.1 | | | ● | | | | | | ● | | | ● |
| 1.2 | | | ● | | | ● | | | ● | | | ● |
| 1.3 | | | | | | | | | ● | | | ● |
| 2.1 | | | | | | | | | ● | | | ● |
| 3.1 | | | | ● | | | | | | | | |
| **MATERIALI NON FERROSI (N)** | | | | | | | | | | | | |
| 1.1 | | | ● | | ● | ● | | | | ● | | |
| 1.2 | | | | | | | | | ● | | | ● |
| 1.3 | | | | | | | ● | | ● | | | ● |
| 1.4 | | | ● | | | | ● | | ● | | | ● |
| 2.1 | | | | | | | | | | | | |
| 2.2 | ● | ● | ● | ● | ● | ● | | ● | | | ● | |
| 2.3 | | | | | | | | | | | | |
| 2.4 | | | | ● | | | | | ● | | | ● |
| 2.5 | | | | | | | | | | | | |
| 3.1 | | | ● | ● | | | | | | | | |
| 3.2 | | | | ● | | | | | | | | |
| 4.1 | | | | ● | | | | | | | | |
| 4.2 | | | | ● | | | | | | | | |
| 4.3 | | | | ● | | | | | | | | |
| **MATERIALI DI DIFFICILE LAVORABILITÀ (S)** | | | | | | | | | | | | |
| 1.1 | | | | | | | | | | | | |
| 1.2 | | | | | ● | ● | | | | | | |
| 1.3 | | | | | | | | | | | | |
| 2.1 | | | | | ● | ● | | | | | | |
| 2.2 | | | | | ● | ● | | | | | | |
| **ACCIAI DA UTENSILI (H)** | | | | | | | | | | | | |
| 1.1 | | | ● | ● | | | | | | | | |
| 1.2 | | | | | | | | | | | | |
| 1.3 | | | | | | | | | | | | |
| 1.4 | | | | | | | | | | | | |
| 1.5 | | | | | | | | | | | | |

● Molto appropriato
● Appropriato

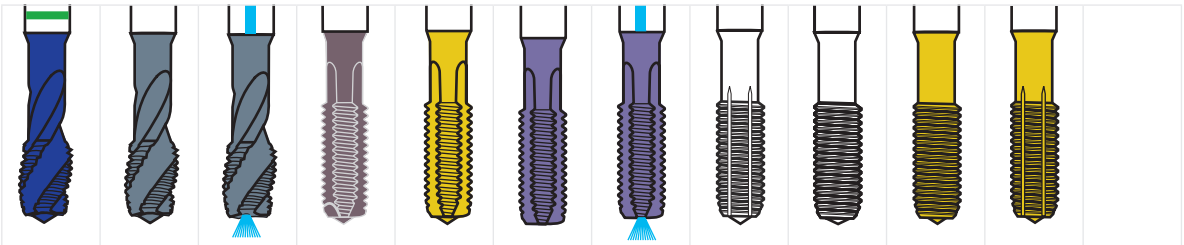

| Articolo | ST946 | ST970VA | ST970VAK | SG156 | SG356 | SG956 | SG956K | SM076N | SM174 | SM374 | SM376N |
|---|---|---|---|---|---|---|---|---|---|---|---|
| Imbocco | C | C | C | C | C | C | C | C | C | C | C |
| Profondità Foro | 3xØ | 2,5xØ | 3xØ | 2xØ | 2xØ | 3,5xØ | 3,5xØ | 3xØ | 3xØ | 3xØ | 3xØ |
| Rivestimento | Antiusura | Black Silver | Black Silver | Nit | Nit | TiAlN | TiAlN | - | - | TiN | NiT |
| **ACCIAI (A)** | | | | | | | | | | | |
| 1.1 | | | | | | | | | ● | ● | ● |
| 1.2 | | ● | ● | | | | | | | ● | ● |
| 1.3 | ● | ● | ● | | | | | | ● | ● | ● |
| 1.4 | ● | ● | ● | | | | | | | ● | ● |
| 1.5 | ● | ● | ● | | | | | | | ● | ● |
| 1.6 | ● | | | | | | | | | | |
| **ACCIAI INOSSIDABILI (R)** | | | | | | | | | | | |
| 1.1 | | ● | | | | | | | | ● | ● |
| 1.2 | ● | ● | | | | | | | | ● | |
| 1.3 | | | | | | | | | | ● | |
| **GHISE (F)** | | | | | | | | | | | |
| 1.1 | | | | ● | | ● | ● | | | | |
| 1.2 | ● | ● | ● | ● | ● | ● | ● | ● | | | |
| 1.3 | ● | | | | | ● | ● | | | | |
| 2.1 | | | | | | ● | ● | | | | |
| 3.1 | | | | | | ● | | | | | |
| **MATERIALI NON FERROSI (N)** | | | | | | | | | | | |
| 1.1 | | | | | | | | | | | |
| 1.2 | | ● | ● | | | | | ● | ● | | |
| 1.3 | | ● | ● | | | | | ● | | ● | ● |
| 1.4 | | | | | | | | ● | | ● | ● |
| 2.1 | | | | | | | | | | | |
| 2.2 | | | | | | | | | | | |
| 2.3 | ● | | | | | ● | | | | | |
| 2.4 | | ● | ● | | | | | | | | |
| 2.5 | ● | | | | | ● | | | | | |
| 3.1 | | | | | | | | | | | |
| 3.2 | | | | | | | | | | | |
| 4.1 | | | | | | | | | | | |
| 4.2 | | | | | | | | | | | |
| 4.3 | | | | | | | | | | | |
| **MATERIALI DI DIFFICILE LAVORABILITÀ (S)** | | | | | | | | | | | |
| 1.1 | | | | | | | | | | | |
| 1.2 | | | | | | | | | | | |
| 1.3 | | | | | | | | | | | |
| 2.1 | | | | | | | | | | | |
| 2.2 | | | | | | | | | | | |
| **ACCIAI DA UTENSILI (H)** | | | | | | | | | | | |
| 1.1 | | | | | | | | | | | |
| 1.2 | | | | | | | | | | | |
| 1.3 | | | | | | | | | | | |
| 1.4 | | | | | | | | | | | |
| 1.5 | | | | | | | | | | | |

● Molto appropriato
● Appropriato

| ARTICOLO | | | M | MF | G | UNC | UNF |
|---|---|---|---|---|---|---|---|
| Maschi a mano | Fori ciechi e passanti | SM101 | si | | | | |
| Maschi a mano | Fori ciechi e passanti | SM105VA | si | | | | |
| Maschi a mano | Fori ciechi e passanti | SM105FT | si | | | | |
| Maschi a macchina | Fori passanti | SD122 | si | si | si | si | si |
| Maschi a macchina | Fori passanti | SD122C | si | | | | |
| Maschi a macchina | Fori passanti | SD122L | si | | | | |
| Maschi a macchina | Fori passanti | SD122U | si | si | | | |
| Maschi a macchina | Fori passanti | SD136VA | si | si | si | | |
| Maschi a macchina | Fori passanti | SD138AL | si | | | | |
| Maschi a macchina | Fori passanti | SD140FA | si | | | | |
| Maschi a macchina | Fori passanti | SD322U | si | si | si | | |
| Maschi a macchina | Fori passanti | SD922 | si | si | si | | |
| Maschi a macchina | Fori ciechi e passanti | SG156 | si | | | | |
| Maschi a macchina | Fori ciechi e passanti | SG356 | si | | | | |
| Maschi a macchina | Fori ciechi e passanti | SG956 | si | | si | | |
| Maschi a macchina | Fori ciechi e passanti | SG956K | si | | si | | |
| Maschi a macchina | Fori passanti | SL624TI | si | si | | | |
| Maschi a macchina | Fori ciechi e passanti | SM076N | si | | | | |
| Maschi a macchina | Fori ciechi e passanti | SM174 | si | | | | |
| Maschi a macchina | Fori ciechi e passanti | SM374 | si | si | | | |
| Maschi a macchina | Fori ciechi e passanti | SM376N | si | | si | | |
| Maschi a macchina | Fori ciechi | SR644TI | si | | | | |
| Maschi a macchina | Fori passanti | SS144SL | si | | | | |
| Maschi a macchina | Fori ciechi | SS144SR | si | | | | |
| Maschi a macchina | Fori ciechi e passanti | SS721HR | si | | | | |
| Maschi a macchina | Fori ciechi | SS744HR | si | | | | |
| Maschi a macchina | Fori ciechi | ST108S | si | | | | |
| Maschi a macchina | Fori ciechi | ST146 | si | si | si | si | si |
| Maschi a macchina | Fori ciechi | ST146 6G | si | | | | |
| Maschi a macchina | Fori ciechi | ST146U | si | si | | | |
| Maschi a macchina | Fori ciechi | ST154AL | si | | | | |
| Maschi a macchina | Fori ciechi | ST170VA | si | si | | | |
| Maschi a macchina | Fori ciechi | ST346U | si | si | si | | |
| Maschi a macchina | Fori ciechi | ST946 | si | si | si | si | si |
| Maschi a macchina | Fori ciechi | ST970VA | si | | | | |
| Maschi a macchina | Fori ciechi | ST970VAK | si | | | | |

# M

Maschi a mano per fori ciechi e passanti
uso generico
**HSS-E**

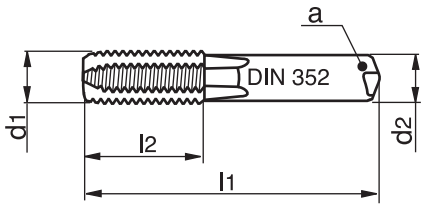


| d1 | tipo | p | l1 | l2 | d2 | a | Øf | DIN |
|---|---|---|---|---|---|---|---|---|
| M 3 | I, II, III | 0.5 | 40 | 10 | 3.5 | 2.7 | 2.5 | 352 |
| M 4 | I, II, III | 0.7 | 45 | 12 | 4.5 | 3.4 | 3.3 | 352 |
| M 5 | I, II, III | 0.8 | 50 | 14 | 6.0 | 4.9 | 4.2 | 352 |
| M 6 | I, II, III | 1.0 | 56 | 16 | 6.0 | 4.9 | 5.0 | 352 |
| M 8 | I, II, III | 1.25 | 63 | 20 | 6.0 | 4.9 | 6.8 | 352 |
| M 10 | I, II, III | 1.5 | 70 | 22 | 7.0 | 5.5 | 8.5 | 352 |
| M 12 | I, II, III | 1.75 | 75 | 24 | 9.0 | 7.0 | 10.2 | 352 |
| M 14 | I, II, III | 2 | 80 | 26 | 11.0 | 9.0 | 12.0 | 352 |
| M 16 | I, II, III | 2.0 | 80 | 27 | 12.0 | 9.0 | 14.0 | 352 |
| M 20 | I, II, III | 2.5 | 95 | 32 | 16.0 | 12.0 | 17.5 | 352 |

**SM101**
SET

Primo Secondo Terzo

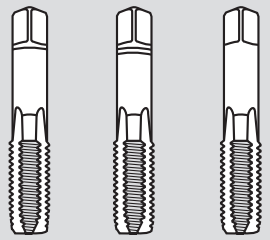

Lucido

**Imbocco**

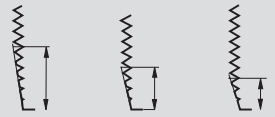

imb. 5-6 filetti | imb. 3-4 filetti | imb. 2-3 filetti

**Profilo**

Norma ISO DIN 13

**Tipo di foro**

**Tolleranza**
ISO 2/6H

**Applicazioni**

Acciai 1.1-1.3

# M

Maschi a mano per fori ciechi e passanti
per acciai e leghe dure quali Ferro Tic, Ampco, Titanio, ecc...
**HSS-E**

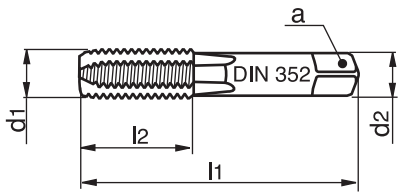


Nota: il maschio primo con pilota serve per applicazioni a mano e non è necessario per applicazioni a macchina.
Nei fori passanti, maschiando a mano, non è necessario il maschio secondo.

| d1 | tipo | p | l1 | l2 | d2 | a | Øf | DIN |
|---|---|---|---|---|---|---|---|---|
| M 3 | I, II, III | 0.5 | 40 | 10 | 3.5 | 2.7 | 2.50 | 352 |
| M 3 | I con pilota | 0.5 | 40 | 10 | 3.5 | 2.7 | 2.50 | 352 |
| M 4 | I, II, III | 0.7 | 45 | 12 | 4.5 | 3.4 | 3.30 | 352 |
| M 4 | I con pilota | 0.7 | 45 | 12 | 4.5 | 3.4 | 3.30 | 352 |
| M 5 | I, II, III | 0.8 | 50 | 14 | 6.0 | 4.9 | 4.20 | 352 |
| M 5 | I con pilota | 0.8 | 50 | 14 | 6.0 | 4.9 | 4.20 | 352 |
| M 6 | I, II, III | 1.0 | 56 | 16 | 6.0 | 4.9 | 5.00 | 352 |
| M 6 | I con pilota | 1.0 | 56 | 16 | 6.0 | 4.9 | 5.00 | 352 |
| M 8 | I, II, III | 1.25 | 63 | 20 | 6.0 | 4.9 | 6.80 | 352 |
| M 8 | I con pilota | 1.25 | 63 | 20 | 6.0 | 4.9 | 6.80 | 352 |
| M 10 | I, II, III | 1.5 | 70 | 22 | 7.0 | 5.5 | 8.50 | 352 |
| M 10 | I con pilota | 1.5 | 70 | 22 | 7.0 | 5.5 | 8.50 | 352 |
| M 12 | I, II, III | 1.75 | 75 | 24 | 9.0 | 7.0 | 10.20 | 352 |
| M 12 | I con pilota | 1.75 | 75 | 24 | 9.0 | 7.0 | 10.20 | 352 |
| M 14 | I, II, III | 2.0 | 80 | 26 | 11.0 | 9.0 | 12.00 | 352 |
| M 16 | I, II, III | 2.0 | 80 | 27 | 12.0 | 9.0 | 14.00 | 352 |
| M 16 | I con pilota | 2.0 | 80 | 27 | 12.0 | 9.0 | 14.00 | 352 |
| M 20 | I, II, III | 2.5 | 95 | 32 | 16.0 | 12.0 | 17.50 | 352 |

## SM105FT
SET

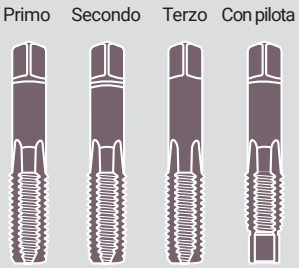


Nit

**Imbocco**

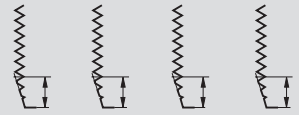

imb. 2-3 filetti | imb. 2-3 filetti | imb. 2-3 filetti | imb. 2-3 filetti

**Profilo**

Norma ISO DIN 13

**Tipo di foro**

**Tolleranza**
ISO 2/6H

**Applicazioni**

- Acciai 1.6
- Non Ferrosi 2.3
- NiCrTi 1.2-2.2

# M

Maschi a mano per fori ciechi e passanti
uso acciai e inox
**HSS-E VA**

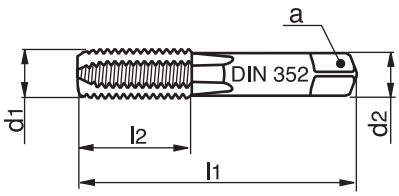


Nota: il maschio primo con pilota serve per applicazioni a mano e non è necessario per applicazioni a macchina.
Nei fori passanti, maschiando a mano, non è necessario il maschio secondo.

| d1 | tipo | p | l1 | l2 | d2 | a | Øf | DIN |
|---|---|---|---|---|---|---|---|---|
| M 3 | III | 0.5 | 40 | 10 | 3.5 | 2.7 | 2.5 | 352 |
| M 4 | III | 0.7 | 45 | 12 | 4.5 | 3.4 | 3.3 | 352 |
| M 5 | III | 0.8 | 50 | 14 | 6 | 4.9 | 4.2 | 352 |
| M 6 | I, II, III | 1 | 56 | 16 | 6 | 4.9 | 5 | 352 |
| M 8 | I, II, III | 1.25 | 63 | 20 | 6 | 4.9 | 6.8 | 352 |
| M 10 | I, II, III | 1.5 | 70 | 22 | 7 | 5.5 | 8.5 | 352 |
| M 12 | I, II, III | 1.75 | 75 | 24 | 9 | 7 | 10.2 | 352 |
| M 14 | I, II, III | 2 | 80 | 26 | 11 | 9 | 12 | 352 |
| M 16 | I, II, III | 2 | 80 | 27 | 12 | 9 | 14 | 352 |
| M 20 | I, II, III | 2.5 | 95 | 32 | 16 | 12 | 17.5 | 352 |

## SM105VA
SET

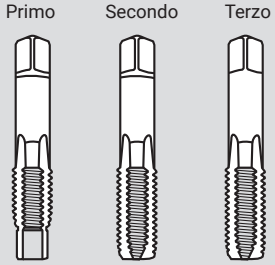


Lucido

**Imbocco**

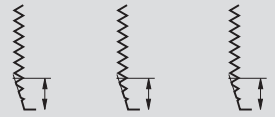


**Profilo**

Norma
ISO DIN IN
13

**Tipo di foro**

**Tolleranza**
ISO 2X/6HX

**Applicazioni**

| | |
|---|---|
| Acciai | 1.1-1.4 |
| Inox | 1.1-1.2 |
| NiCr | 1.1 |

# M

Maschi a macchina per fori passanti
**HSS-E**

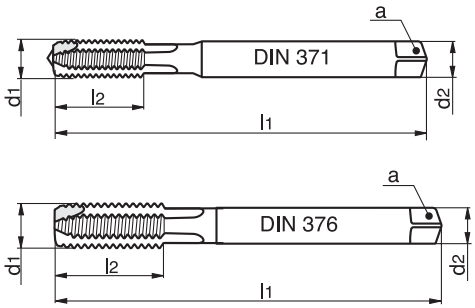


| d1 | p | l1 | l2 | d2 | a | Øf | DIN |
|---|---|---|---|---|---|---|---|
| M 1,4 | 0.3 | 40 | 6 | 2.5 | 2.1 | 1.1 | 371 |
| M 1,6 | 0.35 | 40 | 6 | 2.5 | 2.1 | 1.25 | 371 |
| M 2 | 0.4 | 45 | 7 | 2.8 | 2.1 | 1.6 | 371 |
| M 2,5 | 0.45 | 50 | 9 | 2.8 | 2.1 | 2.05 | 371 |
| M 2,6 | 0.45 | 50 | 9 | 2.8 | 2.1 | 2.15 | 371 |
| M 3 | 0.5 | 56 | 11 | 3.5 | 2.7 | 2.5 | 371 |
| M 3,5 | 0.6 | 56 | 12 | 4.0 | 3.0 | 2.9 | 371 |
| M 4 | 0.7 | 63 | 13 | 4.5 | 3.4 | 3.3 | 371 |
| M 5 | 0.8 | 70 | 15 | 6.0 | 4.9 | 4.2 | 371 |
| M 6 | 1.0 | 80 | 17 | 6.0 | 4.9 | 5.0 | 371 |
| M 7 | 1.0 | 80 | 17 | 7.0 | 5.5 | 6.0 | 371 |
| M 8 | 1.25 | 90 | 20 | 8.0 | 6.2 | 6.8 | 371 |
| M 10 | 1.5 | 100 | 22 | 10.0 | 8.0 | 8.5 | 371 |
| M 12 | 1.75 | 110 | 24 | 9.0 | 7.0 | 10.2 | 376 |
| M 14 | 2.0 | 110 | 26 | 11.0 | 9.0 | 12.0 | 376 |
| M 16 | 2.0 | 110 | 27 | 12.0 | 9.0 | 14.0 | 376 |
| M 18 | 2.5 | 125 | 30 | 14.0 | 11.0 | 15.5 | 376 |
| M 20 | 2.5 | 140 | 32 | 16.0 | 12.0 | 17.5 | 376 |
| M 22 | 2.5 | 140 | 32 | 18.0 | 14.5 | 19.5 | 376 |
| M 24 | 3.0 | 160 | 34 | 18.0 | 14.5 | 21.0 | 376 |
| M 27 | 3.0 | 160 | 36 | 20.0 | 16.0 | 24.0 | 376 |
| M 30 | 3.5 | 180 | 40 | 22.0 | 18.0 | 26.5 | 376 |

## SD122

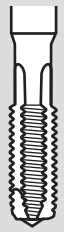

Lucido

**Imbocco**

B
4-5
filetti

**Profilo**

Norma
ISO DIN
13

**Tipo di foro**

**Tolleranza**
ISO 2/6H

**Applicazioni**

Acciai 1.3

Non Ferrosi 2.2

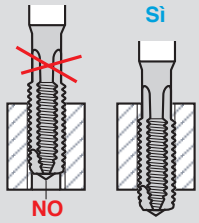


L'imbocco deve sempre uscire dal foro

# MF

Maschi a macchina per fori passanti
**HSS-E**

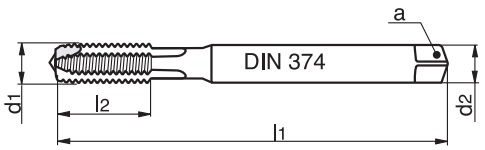


| d1 | p | l1 | l2 | d2 | a | Øf | DIN |
|---|---|---|---|---|---|---|---|
| M 4 | 0,5 | 63 | 10 | 2.8 | 2.1 | 3.5 | 374 |
| M 5 | 0.5 | 70 | 11 | 3.5 | 2.7 | 4.5 | 374 |
| M 6 | 0.5 | 80 | 13 | 4.5 | 3.4 | 5.5 | 374 |
| M 6 | 0.75 | 80 | 13 | 4.5 | 3.4 | 5.2 | 374 |
| M 8 | 0,5 | 90 | 17 | 6 | 4.9 | 7 | 374 |
| M 8 | 0.75 | 90 | 17 | 6 | 4.9 | 7 | 374 |
| M 8 | 1 | 90 | 17 | 6 | 4.9 | 7 | 374 |
| M 10 | 0.75 | 90 | 18 | 7 | 5.5 | 9.2 | 374 |
| M 10 | 1 | 90 | 18 | 7 | 5.5 | 9 | 374 |
| M 10 | 1.25 | 100 | 22 | 7 | 5.5 | 8.8 | 374 |
| M 12 | 1 | 100 | 18 | 9 | 7 | 11 | 374 |
| M 12 | 1.25 | 100 | 22 | 9 | 7 | 10.8 | 374 |
| M 12 | 1.5 | 100 | 22 | 9 | 7 | 10.5 | 374 |
| M 14 | 1 | 100 | 18 | 11 | 9 | 13 | 374 |
| M 14 | 1.25 | 100 | 22 | 11 | 9 | 12.8 | 374 |
| M 14 | 1.5 | 100 | 22 | 11 | 9 | 12.5 | 374 |
| M 16 | 1 | 100 | 18 | 12 | 9 | 15 | 374 |
| M 16 | 1.5 | 100 | 22 | 12 | 9 | 14.5 | 374 |
| M 18 | 1 | 110 | 20 | 14 | 11 | 17 | 374 |
| M 18 | 1.5 | 110 | 25 | 14 | 11 | 16.5 | 374 |
| M 20 | 1 | 125 | 20 | 16 | 12 | 19 | 374 |
| M 20 | 1.5 | 125 | 25 | 16 | 12 | 18.5 | 374 |
| M 22 | 1.5 | 125 | 25 | 18 | 14.5 | 20.5 | 374 |
| M 24 | 1.5 | 140 | 27 | 18 | 14.5 | 22.5 | 374 |
| M 26 | 1.5 | 140 | 28 | 18 | 14.5 | 24.5 | 374 |
| M 28 | 1.5 | 140 | 28 | 20 | 16 | 26.5 | 374 |
| M 30 | 1.5 | 150 | 28 | 22 | 18 | 28.5 | 374 |

## SD122

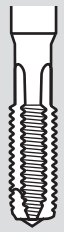

Lucido

**Imbocco**

B
4-5
filetti

**Profilo**

Norma
ISO DIN
13

**Tipo di foro**

**Tolleranza**
ISO 2/6H

**Applicazioni**

Acciai 1.3

Non Ferrosi 2.2

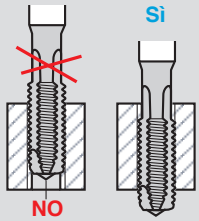


L'imbocco deve sempre uscire dal foro

# G

Maschi a macchina per fori passanti
**HSS-E**

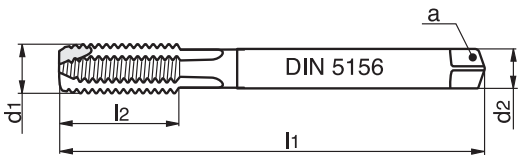


| d1 | p/1" | l1 | l2 | d2 | a | Øf | DIN |
|---|---|---|---|---|---|---|---|
| G 1/8 | 28 | 90 | 18 | 7 | 5.5 | 8.8 | 5156 |
| G 1/4 | 19 | 100 | 22 | 11 | 9 | 11.8 | 5156 |
| G 3/8 | 19 | 100 | 22 | 12 | 9 | 15.25 | 5156 |
| G 1/2 | 14 | 125 | 25 | 16 | 12 | 19 | 5156 |
| G 3/4 | 14 | 140 | 28 | 20 | 16 | 24.5 | 5156 |
| G 1" | 11 | 160 | 30 | 25 | 20 | 30.75 | 5156 |

## SD122

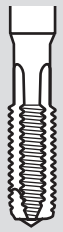

Lucido

**Imbocco**

B
4-5
filetti

**Profilo**

Norma
ISO DIN
228

**Tipo di foro**

**Tolleranza**
ISO 228

**Applicazioni**

Acciai 1.3

Non Ferrosi 2.2

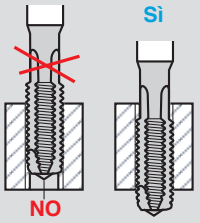


L'imbocco deve sempre
uscire dal foro

# UNC

Maschi a macchina per fori passanti
**HSS-E**

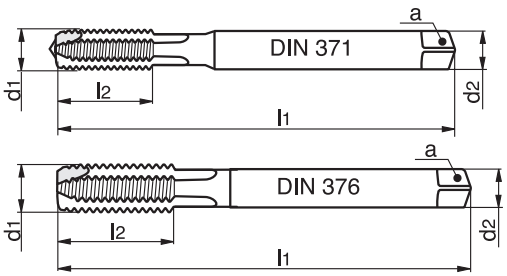


| d1 | p/1" | l1 | l2 | d2 | a | Øf | DIN |
|---|---|---|---|---|---|---|---|
| UNC Nr. 4-40 | 40 | 56 | 11 | 3.5 | 2.7 | 2.35 | ~ 371 |
| UNC Nr. 6-32 | 32 | 56 | 12 | 4.0 | 3.0 | 2.85 | ~ 371 |
| UNC Nr. 8-32 | 32 | 63 | 13 | 4.5 | 3.4 | 3.5 | ~ 371 |
| UNC Nr. 10-24 | 24 | 70 | 15 | 6.0 | 4.9 | 3.9 | ~ 371 |
| UNC 1/4-20 | 20 | 80 | 17 | 7.0 | 5.5 | 5.1 | ~ 371 |
| UNC 5/16-18 | 18 | 90 | 20 | 8.0 | 6.2 | 6.6 | ~ 371 |
| UNC 3/8-16 | 16 | 100 | 22 | 10.0 | 8.0 | 8.0 | ~ 371 |
| UNC 7/16-14 | 14 | 100 | 22 | 8.0 | 6.2 | 9.4 | ~ 376 |
| UNC 1/2-13 | 13 | 110 | 25 | 9.0 | 7.0 | 10.8 | ~ 376 |
| UNC 5/8-11 | 11 | 110 | 27 | 12.0 | 9.0 | 13.5 | ~ 376 |
| UNC 3/4-10 | 10 | 125 | 30 | 14.0 | 11.0 | 16.5 | ~ 376 |

## SD122

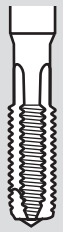

Lucido

**Imbocco**

B
4-5
filetti

**Profilo**

Norma
ASBE B1.1

**Tipo di foro**

**Tolleranza**
ISO 2BX

**Applicazioni**

Acciai 1.3

Non Ferrosi 2.2

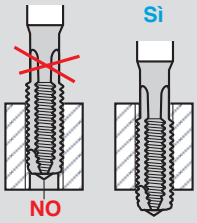


L'imbocco deve sempre uscire dal foro

# UNF

Maschi a macchina per fori passanti
**HSS-E**

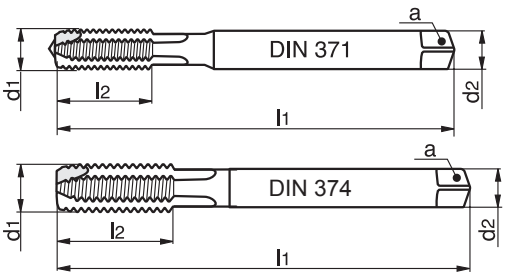


| d1 | p/1" | l1 | l2 | d2 | a | Øf | DIN |
|---|---|---|---|---|---|---|---|
| UNF Nr.10-32 | 32 | 70 | 15 | 6.0 | 4.9 | 4.1 | ~ 371 |
| UNF 1/4-28 | 28 | 80 | 17 | 7.0 | 5.5 | 5.5 | ~ 371 |
| UNF 5/16-24 | 24 | 90 | 17 | 8.0 | 6.2 | 6.9 | ~ 371 |
| UNF 3/8-24 | 24 | 90 | 18 | 10.0 | 8.0 | 8.5 | ~ 371 |
| UNF 7/16-20 | 20 | 100 | 22 | 8.0 | 6.2 | 9.9 | ~ 374 |
| UNF 1/2-20 | 20 | 100 | 22 | 9.0 | 7.0 | 11.5 | ~ 374 |

## SD122

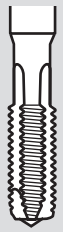

Lucido

**Imbocco**

B
4-5
filetti

**Profilo**

Norma
ASBE B1.1

**Tipo di foro**

**Tolleranza**
ISO 2BX

**Applicazioni**

Acciai 1.3

Non Ferrosi 2.2

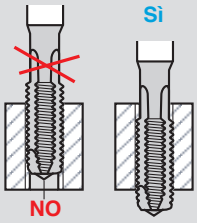


L'imbocco deve sempre uscire dal foro

# M

Maschi a macchina per fori passanti
**HSS-E**

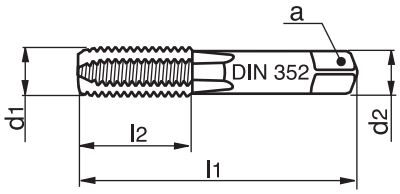


| d1 | p | l1 | l2 | d2 | a | Øf | DIN |
|---|---|---|---|---|---|---|---|
| M 2 | 0.4 | 36 | 8 | 2.8 | 2.1 | 1.6 | 352 |
| M 2,5 | 0.45 | 40 | 9 | 2.8 | 2.1 | 2.05 | 352 |
| M 3 | 0.5 | 40 | 10 | 3.5 | 2.7 | 2.5 | 352 |
| M 4 | 0.7 | 45 | 12 | 4.5 | 3.4 | 3.3 | 352 |
| M 5 | 0.8 | 50 | 14 | 6 | 4.9 | 4.2 | 352 |
| M 6 | 1 | 56 | 16 | 6 | 4.9 | 5 | 352 |
| M 8 | 1.25 | 63 | 20 | 6 | 4.9 | 6.8 | 352 |
| M 10 | 1.5 | 70 | 22 | 7 | 5.5 | 8.5 | 352 |
| M 12 | 1.75 | 75 | 24 | 9 | 7 | 10.2 | 352 |
| M 16 | 2 | 80 | 27 | 12 | 9 | 14 | 352 |

## SD122C

Corto



Lucido

**Imbocco**

B
4-5
filetti

**Profilo**

Norma
ISO DIN
13

**Tipo di foro**

**Tolleranza**
ISO 2/6H

**Applicazioni**

Acciai 1.3

Non Ferrosi 2.2

# M

Maschi a macchina per fori passanti
**HSS-E**

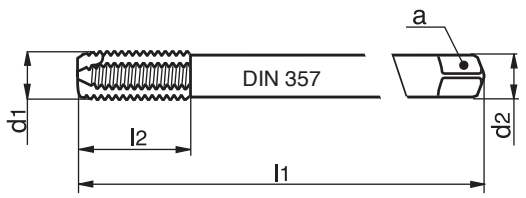


| d1 | p | l1 | l2 | d2 | a | Øf | DIN |
|---|---|---|---|---|---|---|---|
| M 3 | 0.5 | 100 | 11 | 2.2 | - | 2.5 | 357 |
| M 4 | 0.7 | 125 | 13 | 2.8 | 2.1 | 3.3 | 357 |
| M 5 | 0.8 | 140 | 15 | 3.5 | 2.7 | 4.2 | 357 |
| M 6 | 1 | 160 | 17 | 4.5 | 3.4 | 5 | 357 |
| M 8 | 1.25 | 180 | 20 | 6 | 4.9 | 6.8 | 357 |

## SD122L

Extralungo

Lucido

**Imbocco**

B
4-5
filetti

**Profilo**

Norma
ISO DIN
13

**Tipo di foro**

**Tolleranza**
ISO 2/6H

**Applicazioni**

Acciai 1.3

Non Ferrosi 2.2

# M

Maschi a macchina per fori passanti
**HSS-E**

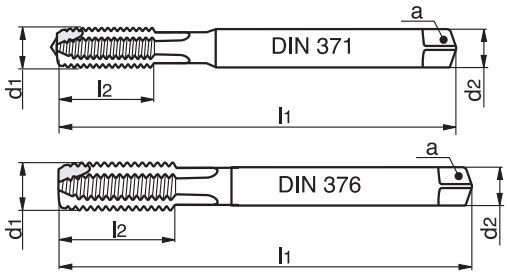


**Universale** = Progettato per un ampio spettro di applicazioni

| d1 | p | l1 | l2 | d2 | a | Øf | DIN |
|---|---|---|---|---|---|---|---|
| M 1,4 | 0.3 | 40 | 6 | 2.5 | 2.1 | 1.1 | 371 |
| M 1,6 | 0.35 | 40 | 6 | 2.5 | 2.1 | 1.25 | 371 |
| M 2 | 0.4 | 45 | 7 | 2.8 | 2.1 | 1.6 | 371 |
| M 2,5 | 0.45 | 50 | 9 | 2.8 | 2.1 | 2.05 | 371 |
| M 2,6 | 0.45 | 50 | 9 | 2.8 | 2.1 | 2.15 | 371 |
| M 3 | 0.5 | 56 | 11 | 3.5 | 2.7 | 2.5 | 371 |
| M 3,5 | 0.6 | 56 | 12 | 4 | 3 | 2.9 | 371 |
| M 4 | 0.7 | 63 | 13 | 4.5 | 3.4 | 3.3 | 371 |
| M 5 | 0.8 | 70 | 15 | 6 | 4.9 | 4.2 | 371 |
| M 6 | 1 | 80 | 17 | 6 | 4.9 | 5 | 371 |
| M 7 | 1 | 80 | 17 | 7 | 5.5 | 6 | 371 |
| M 8 | 1.25 | 90 | 20 | 8 | 6.2 | 6.8 | 371 |
| M 10 | 1.5 | 100 | 22 | 10 | 80 | 8.5 | 371 |
| M 12 | 1.75 | 110 | 24 | 9 | 7 | 10.2 | 376 |
| M 14 | 2 | 110 | 26 | 11 | 9 | 12 | 376 |
| M 16 | 2 | 110 | 27 | 12 | 9 | 14 | 376 |
| M 18 | 2.5 | 125 | 30 | 14 | 11 | 15.5 | 376 |
| M 20 | 2.5 | 140 | 32 | 16 | 12 | 17.5 | 376 |
| M 22 | 2.5 | 140 | 32 | 18 | 14.5 | 19.5 | 376 |
| M 24 | 3 | 160 | 34 | 18 | 14.5 | 21 | 376 |

## SD122U

Universale

Nit+Vap

**Imbocco**

B
4-5
filetti

**Profilo**

Norma
ISO DIN
13

**Tipo di foro**

**Tolleranza**
ISO 2/6H

**Applicazioni**

| | |
|---|---|
| Acciai | 1.1-1.4 |
| Inox | 1.1-1.2 |
| Ghise | 1.1-2.1 |
| Non Ferrosi | 1.2-1.4 |
| Non Ferrosi | 2.4 |

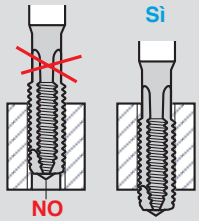


L'imbocco deve sempre uscire dal foro

# MF

Maschi a macchina per fori passanti
**HSS-E**

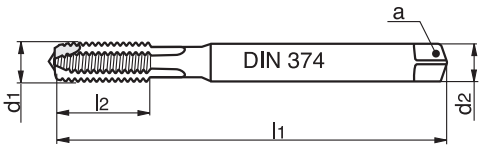


**Universale** = Progettato per un ampio spettro di applicazioni

| d1 | p | l1 | l2 | d2 | a | Øf | DIN |
|---|---|---|---|---|---|---|---|
| M 4 | 0.5 | 63 | 10 | 2.8 | 2.1 | 3.5 | 374 |
| M 5 | 0.5 | 70 | 11 | 3.5 | 2.7 | 4.5 | 374 |
| M 6 | 0.5 | 80 | 13 | 4.5 | 3.4 | 5.5 | 374 |
| M 6 | 0.75 | 80 | 13 | 4.5 | 3.4 | 5.2 | 374 |
| M 8 | 1 | 90 | 17 | 6 | 4.9 | 7 | 374 |
| M 10 | 0.75 | 90 | 18 | 7 | 5.5 | 9.2 | 374 |
| M 10 | 1 | 90 | 18 | 7 | 5.5 | 9 | 374 |
| M 10 | 1.25 | 100 | 22 | 7 | 5.5 | 8.8 | 374 |
| M 12 | 1 | 100 | 18 | 9 | 7 | 11 | 374 |
| M 12 | 1.25 | 100 | 22 | 9 | 7 | 10.8 | 374 |
| M 12 | 1.5 | 100 | 22 | 9 | 7 | 10.5 | 374 |
| M 14 | 1 | 100 | 18 | 11 | 9 | 13 | 374 |
| M 14 | 1.25 | 100 | 22 | 11 | 9 | 12.8 | 374 |
| M 14 | 1.5 | 100 | 22 | 11 | 9 | 12.5 | 374 |
| M 16 | 1 | 100 | 18 | 12 | 9 | 15 | 374 |
| M 16 | 1.5 | 100 | 22 | 12 | 9 | 14.5 | 374 |
| M 18 | 1 | 110 | 20 | 14 | 11 | 17 | 374 |
| M 18 | 1.5 | 110 | 25 | 14 | 11 | 16.5 | 374 |
| M 20 | 1 | 125 | 20 | 16 | 12 | 19 | 374 |
| M 20 | 1.5 | 125 | 25 | 16 | 12 | 18.5 | 374 |
| M 22 | 1.5 | 125 | 25 | 18 | 14.5 | 20.5 | 374 |

## SD122U

Universale

Nit+Vap

**Imbocco**

B
4-5
filetti

**Profilo**

Norma
ISO DIN
13

**Tipo di foro**

**Tolleranza**
ISO 2/6H

**Applicazioni**

- Acciai 1.1-1.4
- Inox 1.1-1.2
- Ghise 1.2-2.1
- Non Ferrosi 1.2-1.4
- Non Ferrosi 2.4

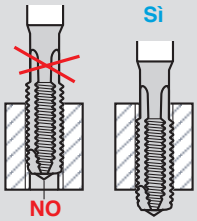


L'imbocco deve sempre uscire dal foro

# M

Maschi a macchina per fori passanti
**HSS-E**

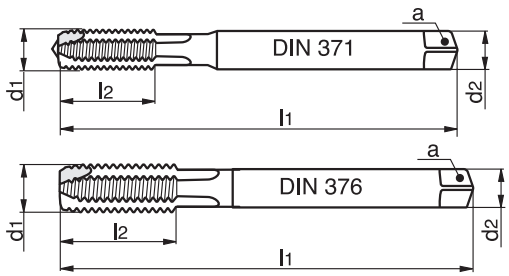


| d1 | p | l1 | l2 | d2 | a | Øf | DIN |
|---|---|---|---|---|---|---|---|
| M 1,4 | 0.3 | 40 | 6 | 2.5 | 2.1 | 1.1 | 371 |
| M 1,6 | 0.35 | 40 | 6 | 2.5 | 2.1 | 1.25 | 371 |
| M 2 | 0.4 | 45 | 7 | 2.8 | 2.1 | 1.6 | 371 |
| M 2,5 | 0.45 | 50 | 9 | 2.8 | 2.1 | 2.05 | 371 |
| M 2,6 | 0.45 | 50 | 9 | 2.8 | 2.1 | 2.15 | 371 |
| M 3 | 0.5 | 56 | 11 | 3.5 | 2.7 | 2.5 | 371 |
| M 3,5 | 0.6 | 56 | 12 | 4 | 3 | 2.9 | 371 |
| M 4 | 0.7 | 63 | 13 | 4.5 | 3.4 | 3.3 | 371 |
| M 5 | 0.8 | 70 | 15 | 6 | 4.9 | 4.2 | 371 |
| M 6 | 1 | 80 | 17 | 6 | 4.9 | 5 | 371 |
| M 7 | 1 | 80 | 17 | 7 | 5.5 | 6 | 371 |
| M 8 | 1.25 | 90 | 20 | 8 | 6.2 | 6.8 | 371 |
| M 10 | 1.5 | 100 | 22 | 10 | 8. | 8.5 | 371 |
| M 12 | 1.75 | 110 | 24 | 9 | 7 | 10.2 | 376 |
| M 14 | 2 | 110 | 26 | 11 | 9 | 12 | 376 |
| M 16 | 2 | 110 | 27 | 12 | 9 | 14 | 376 |
| M 18 | 2.5 | 125 | 30 | 14 | 11 | 15.5 | 376 |
| M 20 | 2.5 | 140 | 32 | 16 | 12 | 17.5 | 376 |
| M 22 | 2.5 | 140 | 32 | 18 | 14.5 | 19.5 | 376 |
| M 24 | 3 | 160 | 34 | 18 | 14.5 | 21 | 376 |

## SD136VA

Inox

Nit

**Imbocco**

B
4-5
filetti

**Profilo**

Norma
ISO DIN
13

**Tipo di foro**

**Tolleranza**
ISO 2/6H

**Applicazioni**

| | |
|---|---|
| Acciai | 1.2-1.4 |
| Inox | 1.1-1.2 |
| Ghise | 1.2-2.1 |
| Non Ferrosi | 1.3 |
| Non Ferrosi | 2.2 |

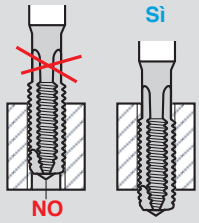


L'imbocco deve sempre uscire dal foro

# MF

Maschi a macchina per fori passanti
**HSS-E**

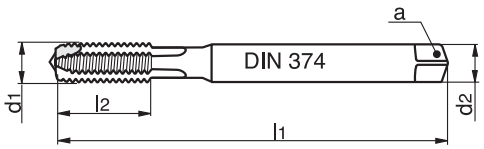


| d1 | p | l1 | l2 | d2 | a | Øf | DIN |
|---|---|---|---|---|---|---|---|
| M 8 | 1 | 90 | 17 | 6 | 4.9 | 7 | 374 |
| M 10 | 0.75 | 90 | 18 | 7 | 5.5 | 9.2 | 374 |
| M 10 | 1 | 90 | 18 | 7 | 5.5 | 9 | 374 |
| M 12 | 1 | 100 | 18 | 9 | 7 | 11 | 374 |
| M 12 | 1.5 | 100 | 22 | 9 | 7 | 10.5 | 374 |
| M 20 | 1.5 | 125 | 25 | 16 | 12 | 18.5 | 374 |

## SD136VA

Inox

Nit

**Imbocco**

B
4-5
filetti

**Profilo**

Norma
ISO DIN
13

**Tipo di foro**

**Tolleranza**
ISO 2/6H

**Applicazioni**

| | |
|---|---|
| Acciai | 1.2-1.4 |
| Inox | 1.1-1.2 |
| Ghise | 1.2-2.1 |
| Non Ferrosi | 1.3 |
| Non Ferrosi | 2.2 |

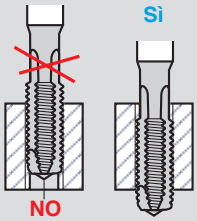


L'imbocco deve sempre
uscire dal foro

# G

Maschi a macchina per fori passanti
**HSS-E**

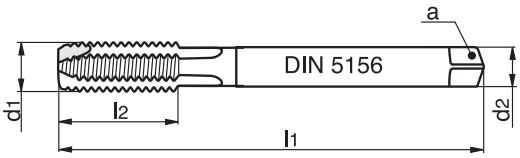


| d1 | p/1" | l1 | l2 | d2 | a | Øf | DIN |
|---|---|---|---|---|---|---|---|
| G 1/8 | 28 | 90 | 18 | 7 | 5.5 | 8.8 | 5156 |
| G 1/4 | 19 | 100 | 22 | 11 | 9 | 11.8 | 5156 |
| G 3/8 | 19 | 100 | 22 | 12 | 9 | 15.25 | 5156 |
| G 1/2 | 14 | 125 | 25 | 16 | 12 | 19 | 5156 |
| G 3/4 | 14 | 140 | 28 | 20 | 16 | 24.5 | 5156 |
| G 1" | 11 | 160 | 30 | 25 | 20 | 30.75 | 5156 |

## SD136VA

Inox

Nit

**Imbocco**

B
4-5
filetti

**Profilo**

Norma
ISO DIN
228

**Tipo di foro**

**Tolleranza**
ISO 228

**Applicazioni**

| | |
|---|---|
| Acciai | 1.2-1.4 |
| Inox | 1.1-1.2 |
| Ghise | 1.2-2.1 |
| Non Ferrosi | 1.3 |
| Non Ferrosi | 2.2 |

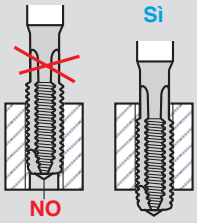


L'imbocco deve sempre
uscire dal foro

# M

Maschi a macchina per fori passanti
**HSS-E**

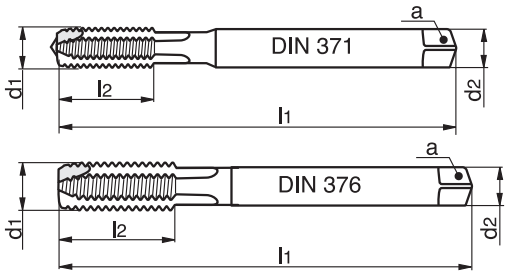


| d1 | p | l1 | l2 | d2 | a | Øf | DIN |
|---|---|---|---|---|---|---|---|
| M 2 | 0.4 | 45 | 7 | 2.8 | 2.1 | 1.6 | 371 |
| M 2,5 | 0.45 | 50 | 9 | 2.8 | 2.1 | 2.05 | 371 |
| M 2,6 | 0.45 | 50 | 9 | 2.8 | 2.1 | 2.15 | 371 |
| M 3 | 0.5 | 56 | 11 | 3.5 | 2.7 | 2.5 | 371 |
| M 3,5 | 0.6 | 56 | 12 | 4 | 3 | 2.9 | 371 |
| M 4 | 0.7 | 63 | 13 | 4.5 | 3.4 | 3.3 | 371 |
| M 5 | 0.8 | 70 | 15 | 6 | 4.9 | 4.2 | 371 |
| M 6 | 1 | 80 | 17 | 6 | 4.9 | 5 | 371 |
| M 7 | 1 | 80 | 17 | 7 | 5.5 | 6 | 371 |
| M 8 | 1.25 | 90 | 20 | 8 | 6.2 | 6.8 | 371 |
| M 10 | 1.5 | 100 | 22 | 10 | 8 | 8.5 | 371 |
| M 12 | 1.75 | 110 | 24 | 9 | 7 | 10.2 | 376 |
| M 14 | 2 | 110 | 26 | 11 | 9 | 12 | 376 |
| M 16 | 2 | 110 | 27 | 12 | 9 | 14 | 376 |
| M 18 | 2.5 | 125 | 30 | 14 | 11 | 15.5 | 376 |
| M 20 | 2.5 | 140 | 32 | 16 | 12 | 17.5 | 376 |

## SD138AL

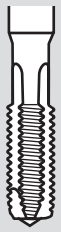

Lucido

**Imbocco**

B
4-5
filetti

**Profilo**

Norma
ISO DIN
13

**Tipo di foro**

**Tolleranza**
ISO 2/6H

**Applicazioni**

Non Ferrosi 1.1

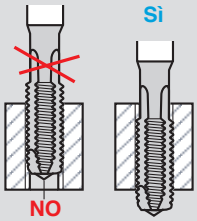


L'imbocco deve sempre
uscire dal foro

# M

Maschi a macchina per fori passanti
**HSS-E**

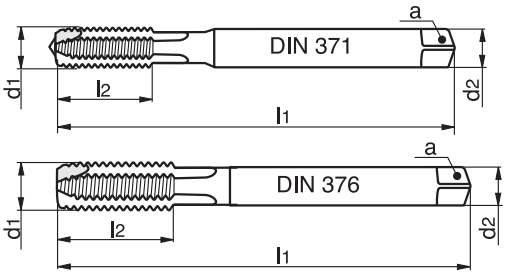


| d1 | p | l1 | l2 | d2 | a | Øf | DIN |
|---|---|---|---|---|---|---|---|
| M 1,4 | 0.3 | 40 | 6 | 2.5 | 2.1 | 1.1 | 371 |
| M 1,6 | 0.35 | 40 | 6 | 2.5 | 2.1 | 1.25 | 371 |
| M 2 | 0.4 | 45 | 7 | 2.8 | 2.1 | 1.6 | 371 |
| M 2,5 | 0.45 | 50 | 9 | 2.8 | 2.1 | 2.05 | 371 |
| M 2,6 | 0.45 | 50 | 9 | 2.8 | 2.1 | 2.15 | 371 |
| M 3 | 0.5 | 56 | 11 | 3.5 | 2.7 | 2.5 | 371 |
| M 3,5 | 0.6 | 56 | 12 | 4 | 3 | 2.9 | 371 |
| M 4 | 0.7 | 63 | 13 | 4.5 | 3.4 | 3.3 | 371 |
| M 5 | 0.8 | 70 | 15 | 6 | 4.9 | 4.2 | 371 |
| M 6 | 1.0 | 80 | 17 | 6 | 4.9 | 5 | 371 |
| M 7 | 1.0 | 80 | 17 | 7 | 5.5 | 6 | 371 |
| M 8 | 1.25 | 90 | 20 | 8 | 6.2 | 6.8 | 371 |
| M 10 | 1.5 | 100 | 22 | 10 | 8 | 8.5 | 371 |
| M 12 | 1.75 | 110 | 24 | 9 | 7 | 10.2 | 376 |
| M 14 | 2 | 110 | 26 | 11 | 9 | 12 | 376 |
| M 16 | 2 | 110 | 27 | 12 | 9 | 14 | 376 |
| M 18 | 2.5 | 125 | 30 | 14 | 11 | 15.5 | 376 |
| M 20 | 2.5 | 140 | 32 | 16 | 12 | 17.5 | 376 |

## SD140FA

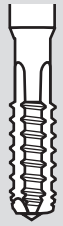

Lucido

**Imbocco**

B
4-5
filetti

**Profilo**

Norma
ISO DIN
13

**Tipo di foro**

**Tolleranza**
ISO 2/6H

**Applicazioni**

Acciai 1.3

Non Ferrosi 2.2

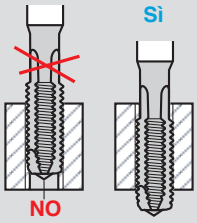


L'imbocco deve sempre uscire dal foro

# M

Maschi a macchina per fori passanti
**HSS-E**

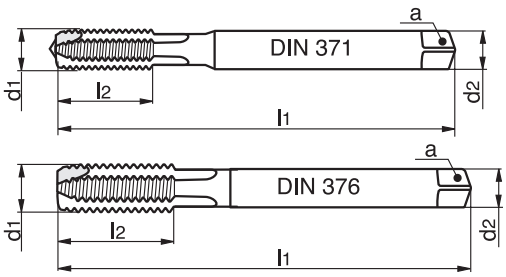


**Universale** = Progettato per un ampio spettro di applicazioni

| d1 | p | l1 | l2 | d2 | a | Øf | DIN |
|---|---|---|---|---|---|---|---|
| M 1,4 | 0.3 | 40 | 6 | 2.5 | 2.1 | 1.1 | 371 |
| M 1,6 | 0.35 | 40 | 6 | 2.5 | 2.1 | 1.25 | 371 |
| M 2 | 0.4 | 45 | 7 | 2.8 | 2.1 | 1.6 | 371 |
| M 2,5 | 0.45 | 50 | 9 | 2.8 | 2.1 | 2.05 | 371 |
| M 2,6 | 0.45 | 50 | 9 | 2.8 | 2.1 | 2.15 | 371 |
| M 3 | 0.5 | 56 | 11 | 3.5 | 2.7 | 2.5 | 371 |
| M 3,5 | 0.6 | 56 | 12 | 4.0 | 3.0 | 2.9 | 371 |
| M 4 | 0.7 | 63 | 13 | 4.5 | 3.4 | 3.3 | 371 |
| M 5 | 0.8 | 70 | 15 | 6.0 | 4.9 | 4.2 | 371 |
| M 6 | 1.0 | 80 | 17 | 6.0 | 4.9 | 5.0 | 371 |
| M 7 | 1.0 | 80 | 17 | 7.0 | 5.5 | 6.0 | 371 |
| M 8 | 1.25 | 90 | 20 | 8.0 | 6.2 | 6.8 | 371 |
| M 10 | 1.5 | 100 | 22 | 10 | 8.0 | 8.5 | 371 |
| M 12 | 1.75 | 110 | 24 | 9 | 7.0 | 10.2 | 376 |
| M 14 | 2.0 | 110 | 26 | 11 | 9.0 | 12 | 376 |
| M 16 | 2.0 | 110 | 27 | 12 | 9.0 | 14 | 376 |
| M 18 | 2.5 | 125 | 30 | 14 | 11 | 15.5 | 376 |
| M 20 | 2.5 | 140 | 32 | 16 | 12 | 17.5 | 376 |

## SD322U

Universale

TiN

**Imbocco**

B
4-5
filetti

**Profilo**

Norma
ISO DIN
13

**Tipo di foro**

**Tolleranza**
ISO 2/6H

**Applicazioni**

| | |
|---|---|
| Acciai | 1.1-1.4 |
| Inox | 1.1-1.2 |
| Ghise | 1.1-2.1 |
| Non Ferrosi | 1.2-1.4 |
| Non Ferrosi | 2.4 |

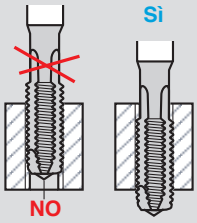


L'imbocco deve sempre uscire dal foro

# MF

Maschi a macchina per fori passanti
**HSS-E**

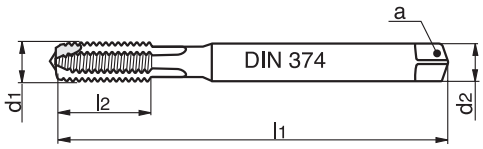


**Universale** = Progettato per un ampio spettro di applicazioni

| d1 | p | l1 | l2 | d2 | a | Øf | DIN |
|---|---|---|---|---|---|---|---|
| M 8 | 1 | 90 | 17 | 6 | 4.9 | 7 | 374 |
| M 10 | 0.75 | 90 | 18 | 7 | 5.5 | 9.2 | 374 |
| M 10 | 1 | 90 | 18 | 7 | 5.5 | 9 | 374 |
| M 10 | 1.25 | 100 | 22 | 7 | 5.5 | 8.8 | 374 |
| M 12 | 1 | 100 | 18 | 9 | 7 | 11 | 374 |
| M 12 | 1.25 | 100 | 22 | 9 | 7 | 10.8 | 374 |
| M 12 | 1.5 | 100 | 22 | 9 | 7 | 10.5 | 374 |
| M 14 | 1 | 100 | 18 | 11 | 9 | 13 | 374 |
| M 14 | 1.25 | 100 | 22 | 11 | 9 | 12.8 | 374 |
| M 14 | 1.5 | 100 | 22 | 11 | 9 | 12.5 | 374 |
| M 16 | 1 | 100 | 18 | 12 | 9 | 15 | 374 |
| M 16 | 1.5 | 100 | 22 | 12 | 9 | 14.5 | 374 |
| M 18 | 1 | 110 | 20 | 14 | 11 | 17 | 374 |
| M 18 | 1.5 | 110 | 25 | 14 | 11 | 16.5 | 374 |
| M 20 | 1 | 125 | 20 | 16 | 12 | 19 | 374 |
| M 20 | 1.5 | 125 | 25 | 16 | 12 | 18.5 | 374 |

## SD322U

Universale

TiN

**Imbocco**

B
4-5
filetti

**Profilo**

Norma
ISO DIN
13

**Tipo di foro**

**Tolleranza**
ISO 2/6H

**Applicazioni**

- Acciai 1.1-1.4
- Inox 1.1-1.2
- Ghise 1.1-2.1
- Non Ferrosi 1.2-1.4
- Non Ferrosi 2.4

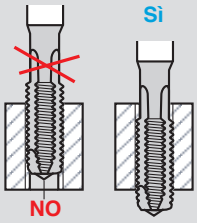


L'imbocco deve sempre uscire dal foro

# G

Maschi a macchina per fori passanti
**HSS-E**

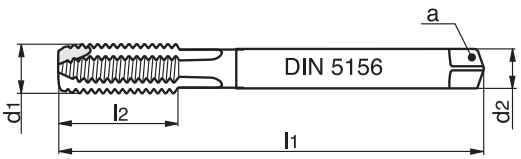


**Universale** = Progettato per un ampio spettro di applicazioni

| d1 | p/1" | l1 | l2 | d2 | a | Øf | DIN |
|---|---|---|---|---|---|---|---|
| G 1/8 | 28 | 90 | 18 | 7 | 5.5 | 8.8 | 5156 |
| G 1/4 | 19 | 100 | 22 | 11 | 9 | 11.8 | 5156 |
| G 3/8 | 19 | 100 | 22 | 12 | 9 | 15.25 | 5156 |
| G 1/2 | 14 | 125 | 25 | 16 | 12 | 19 | 5156 |
| G 3/4 | 14 | 140 | 28 | 20 | 16 | 24.5 | 5156 |
| G 1" | 11 | 160 | 30 | 25 | 20 | 30.75 | 5156 |

## SD322U

Universale

TiN

**Imbocco**

B
4-5
filetti

**Profilo**

Norma
ISO DIN
228

**Tipo di foro**

**Tolleranza**
ISO 228

**Applicazioni**

| | |
|---|---|
| Acciai | 1.1-1.5 |
| Inox | 1.1-1.2 |
| Ghise | 1.1-2.1 |
| Non Ferrosi | 1.2-1.4 |
| Non Ferrosi | 2.4 |

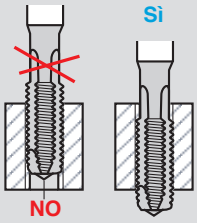


L'imbocco deve sempre
uscire dal foro

# M

Maschi a macchina per fori passanti
**PM3**

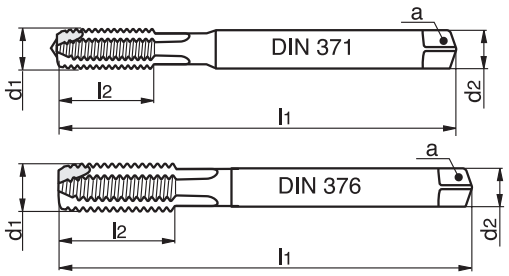


**Universale** = Progettato per un ampio spettro di applicazioni

| d1 | p | l1 | l2 | d2 | a | Øf | DIN |
|---|---|---|---|---|---|---|---|
| M 3 | 0.5 | 56 | 10 | 3.5 | 2.7 | 2.5 | 371 |
| M 4 | 0.7 | 63 | 13 | 4.5 | 3.4 | 3.3 | 371 |
| M 5 | 0.8 | 70 | 13 | 6 | 4.9 | 4.2 | 371 |
| M 6 | 1 | 80 | 16 | 6 | 4.9 | 5 | 371 |
| M 8 | 1.25 | 90 | 18 | 8 | 6.2 | 6.8 | 371 |
| M 10 | 1.5 | 100 | 20 | 10 | 8 | 8.5 | 371 |
| M 12 | 1.75 | 110 | 25 | 9 | 7 | 10.3 | 376 |
| M 14 | 2 | 110 | 28 | 11 | 9 | 12 | 376 |
| M 16 | 2 | 110 | 28 | 12 | 9 | 14 | 376 |
| M 18 | 2.5 | 125 | 33 | 14 | 11 | 15.5 | 376 |
| M 20 | 2.5 | 140 | 33 | 16 | 12 | 17.5 | 376 |
| M 22 | 2.5 | 140 | 33 | 18 | 14.5 | 19.5 | 376 |
| M 24 | 3 | 160 | 39 | 18 | 14.5 | 21 | 376 |

## SD922

Universale

Antiusura

**Imbocco**

B
4-5
filetti

**Profilo**

Norma
ISO DIN
13

**Tipo di foro**

**Tolleranza**
ISO 6HX

**Applicazioni**

| | |
|---|---|
| Acciai | 1.1-1.5 |
| Inox | 1.1-1.2 |
| Ghise | 1.1-1.3 |
| Ghise | 2.1 |
| Non Ferrosi | 1.1-1.3 |
| Non Ferrosi | 2.2 |

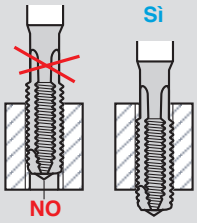


L'imbocco deve sempre
uscire dal foro

# MF

Maschi a macchina per fori passanti
**PM3**

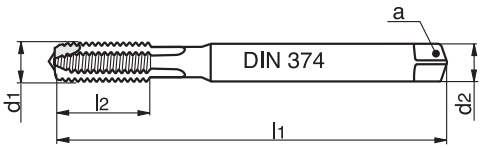


**Universale** = Progettato per un ampio spettro di applicazioni

| d1 | p | l1 | l2 | d2 | a | Øf | DIN |
|---|---|---|---|---|---|---|---|
| M 8 | 1 | 90 | 18 | 6 | 4.9 | 7 | 374 |
| M 10 | 1 | 90 | 15 | 7 | 5.5 | 9 | 374 |
| M 10 | 1.25 | 100 | 20 | 7 | 5.5 | 8.75 | 374 |
| M 12 | 1 | 100 | 18 | 9 | 7 | 11 | 374 |
| M 12 | 1.25 | 100 | 22 | 9 | 7 | 10.75 | 374 |
| M 12 | 1.5 | 100 | 22 | 9 | 7 | 10.5 | 374 |
| M 14 | 1 | 100 | 18 | 11 | 9 | 13 | 374 |
| M 14 | 1.5 | 100 | 22 | 11 | 9 | 12.5 | 374 |
| M 16 | 1.5 | 100 | 22 | 12 | 9 | 14.5 | 374 |
| M 18 | 1.5 | 110 | 25 | 14 | 11 | 16.5 | 374 |
| M 20 | 1.5 | 125 | 25 | 16 | 12 | 18.5 | 374 |
| M 22 | 1.5 | 125 | 25 | 18 | 14.5 | 20.5 | 374 |
| M 24 | 1.5 | 140 | 25 | 18 | 14.5 | 22.5 | 374 |

## SD922

Universale

Antiusura

**Imbocco**

B
4-5
filetti

**Profilo**

Norma
ISO DIN
13

**Tipo di foro**

**Tolleranza**
ISO 6HX

**Applicazioni**

| | |
|---|---|
| Acciai | 1.1-1.5 |
| Inox | 1.1-1.2 |
| Ghise | 1.1-1.3 |
| Ghise | 2.1 |
| Non Ferrosi | 1.1-1.3 |
| Non Ferrosi | 2.2 |

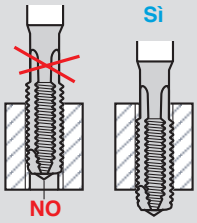


L'imbocco deve sempre uscire dal foro

# G

Maschi a macchina per fori passanti
**PM3**

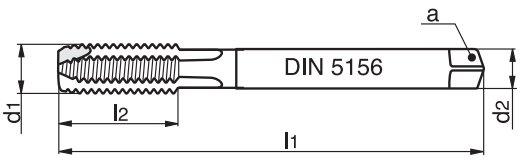


**Universale** = Progettato per un ampio spettro di applicazioni

| d1 | p/1" | l1 | l2 | d2 | a | Øf | DIN |
|---|---|---|---|---|---|---|---|
| G 1/8 | 28 | 90 | 15 | 7 | 5.5 | 8.8 | 5156 |
| G 1/4 | 19 | 100 | 22 | 11 | 9 | 11.8 | 5156 |
| G 3/8 | 19 | 100 | 22 | 12 | 9 | 15.25 | 5156 |
| G 1/2 | 14 | 125 | 25 | 16 | 12 | 19 | 5156 |
| G 3/4 | 14 | 140 | 25 | 20 | 16 | 24.5 | 5156 |

## SD922

Universale

Antiusura

**Imbocco**

B
4-5
filetti

**Profilo**

Norma
ISO DIN
228

**Tipo di foro**

**Tolleranza**
ISO 6HX

**Applicazioni**

| | |
|---|---|
| Acciai | 1.1-1.5 |
| Inox | 1.1-1.2 |
| Ghise | 1.1-1.3 |
| Ghise | 2.1 |
| Non Ferrosi | 1.1-1.3 |
| Non Ferrosi | 2.2 |

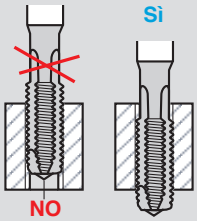


L'imbocco deve sempre
uscire dal foro

# M

Maschi a macchina per fori ciechi e fori passanti
**HSS-E**

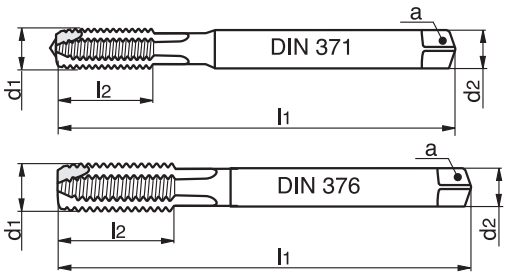


| d1 | p | l1 | l2 | d2 | a | Øf | DIN |
|---|---|---|---|---|---|---|---|
| M 2 | 0.4 | 45 | 7 | 2.8 | 2.1 | 1.6 | 371 |
| M 2,5 | 0.45 | 50 | 9 | 2.8 | 2.1 | 2.05 | 371 |
| M 2,6 | 0.45 | 50 | 9 | 2.8 | 2.1 | 2.15 | 371 |
| M 3 | 0.5 | 56 | 11 | 3.5 | 2.7 | 2.5 | 371 |
| M 3,5 | 0.6 | 56 | 12 | 4 | 3 | 2.9 | 371 |
| M 4 | 0.7 | 63 | 13 | 4.5 | 3.4 | 3.3 | 371 |
| M 5 | 0.8 | 70 | 15 | 6 | 4.9 | 4.2 | 371 |
| M 6 | 1 | 80 | 17 | 6 | 4.9 | 5 | 371 |
| M 7 | 1 | 80 | 17 | 7 | 5.5 | 6 | 371 |
| M 8 | 1.25 | 90 | 20 | 8 | 6.2 | 6.8 | 371 |
| M 10 | 1.5 | 100 | 22 | 10 | 8 | 8.5 | 371 |
| M 12 | 1.75 | 110 | 24 | 9 | 7 | 10.2 | 376 |
| M 14 | 2 | 110 | 26 | 11 | 9 | 12 | 376 |
| M 16 | 2 | 110 | 27 | 12 | 9 | 14 | 376 |
| M 18 | 2.5 | 125 | 30 | 14 | 11 | 15.5 | 376 |
| M 20 | 2.5 | 140 | 32 | 16 | 12 | 17.5 | 376 |
| M 22 | 2.5 | 140 | 32 | 18 | 14.5 | 19.5 | 376 |
| M 24 | 3 | 160 | 34 | 18 | 14.5 | 21 | 376 |

## SG156

Ghisa

Nit

**Imbocco**

C
2-3
filetti

**Profilo**

Norma
ISO DIN
13

**Tipo di foro**

**Tolleranza**
ISO 2X/6HX

**Applicazioni**

Ghise 1.1-1.2

# M

Maschi a macchina per fori ciechi e fori passanti
**HSS-E**

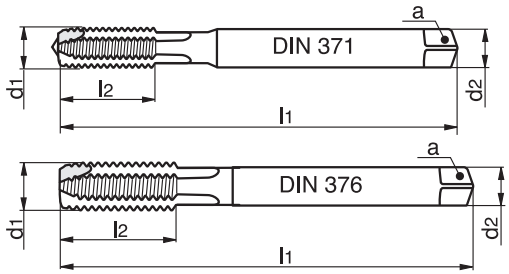


| d1 | p | l1 | l2 | d2 | a | Øf | DIN |
|---|---|---|---|---|---|---|---|
| M 3 | 0.5 | 56 | 11 | 3.5 | 2.7 | 2.5 | 371 |
| M 3,5 | 0.6 | 56 | 12 | 4 | 3 | 2.9 | 371 |
| M 4 | 0.7 | 63 | 13 | 4.5 | 3.4 | 3.3 | 371 |
| M 5 | 0.8 | 70 | 15 | 6 | 4.9 | 4.2 | 371 |
| M 6 | 1 | 80 | 17 | 6 | 4.9 | 5 | 371 |
| M 7 | 1 | 80 | 17 | 7 | 5.5 | 6 | 371 |
| M 8 | 1.25 | 90 | 20 | 8 | 6.2 | 6.8 | 371 |
| M 10 | 1.5 | 100 | 22 | 10 | 8 | 8.5 | 371 |
| M 12 | 1.75 | 110 | 24 | 9 | 7 | 10.2 | 376 |
| M 14 | 2 | 110 | 26 | 11 | 9 | 12 | 376 |
| M 16 | 2 | 110 | 27 | 12 | 9 | 14 | 376 |
| M 18 | 2.5 | 125 | 30 | 14 | 11 | 15.5 | 376 |
| M 20 | 2.5 | 140 | 32 | 16 | 12 | 17.5 | 376 |
| M 22 | 2.5 | 140 | 32 | 18 | 14.5 | 19.5 | 376 |
| M 24 | 3 | 160 | 34 | 18 | 14.5 | 21 | 376 |
| M 20 | 2.5 | 140 | 32 | 16 | 12 | 17.5 | 376 |
| M 22 | 2.5 | 140 | 32 | 18 | 14.5 | 19.5 | 376 |
| M 24 | 3 | 160 | 34 | 18 | 14.5 | 21 | 376 |

## SG356

Ghisa

TiN

**Imbocco**

C
2-3
filetti

**Profilo**

Norma
ISO DIN
13

**Tipo di foro**

**Tolleranza**
ISO 2X/6HX

**Applicazioni**

Ghise 1.1-1.2

# M

Maschi a macchina per fori ciechi e fori passanti
**ASP**

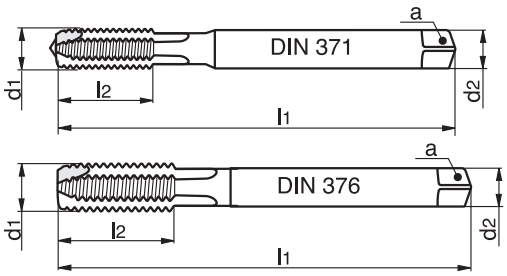


| d1 | p | l1 | l2 | d2 | a | Øf | DIN |
|---|---|---|---|---|---|---|---|
| M 4 | 0.7 | 63 | 13 | 4.5 | 3.4 | 3.3 | 371 |
| M 5 | 0.8 | 70 | 13 | 6 | 4.9 | 4.2 | 371 |
| M 6 | 1.0 | 80 | 16 | 6 | 4.9 | 5 | 371 |
| M 8 | 1.25 | 90 | 18 | 8 | 6.2 | 6.8 | 371 |
| M 10 | 1.5 | 100 | 20 | 10 | 8 | 8.5 | 371 |
| M 12 | 1.75 | 110 | 25 | 9 | 7 | 10.3 | 376 |
| M 14 | 2.0 | 110 | 28 | 11 | 9 | 12 | 376 |
| M 16 | 2.0 | 110 | 28 | 12 | 9 | 14 | 376 |
| M 18 | 2.5 | 125 | 33 | 14 | 11 | 15.5 | 376 |
| M 20 | 2.5 | 140 | 33 | 16 | 12 | 17.5 | 376 |
| M 22 | 2.5 | 140 | 33 | 18 | 14.5 | 19.5 | 376 |
| M 24 | 3.0 | 160 | 39 | 18 | 14.5 | 21 | 376 |

## SG956

Ghisa

TiAlN

**Imbocco**

C
2-3
filetti

**Profilo**

Norma
ISO DIN
13

**Tipo di foro**

**Tolleranza**
ISO 2X/6HX

**Applicazioni**

Ghise 1.1-1.2

# G

Maschi a macchina per fori ciechi e passanti
**ASP**

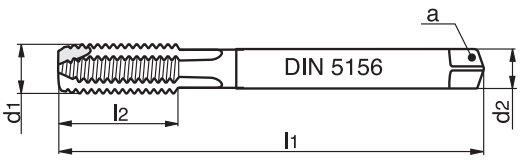


**Universale** = Progettato per un ampio spettro di applicazioni

| d1 | p/1" | l1 | l2 | d2 | a | Øf | DIN |
|---|---|---|---|---|---|---|---|
| G 1/8 | 28 | 90 | 15 | 7 | 5.5 | 8.8 | 5156 |
| G 1/8* | 28 | 94.3 | 30 | 7 | 5.5 | 8.8 | 5156 |
| G 1/8* | 28 | 100 | 28 | 7 | 5.5 | 8.8 | 5156 |
| G 1/4 | 19 | 100 | 22 | 11 | 9 | 11.8 | 5156 |
| G 3/8 | 19 | 100 | 22 | 12 | 9 | 15.25 | 5156 |
| G 1/2 | 14 | 125 | 25 | 16 | 12 | 19 | 5156 |
| G 3/4 | 14 | 140 | 25 | 20 | 16 | 24,5 | 5156 |

## SG956

Ghisa

TiAlN

**Imbocco**

C
2-3
filetti

**Profilo**

Norma
ISO DIN
228

**Tipo di foro**

**Tolleranza**
ISO 2X/6HX

**Applicazioni**

Ghise 1.1-1.2

# M

Maschi a macchina per fori ciechi e fori passanti
**ASP**

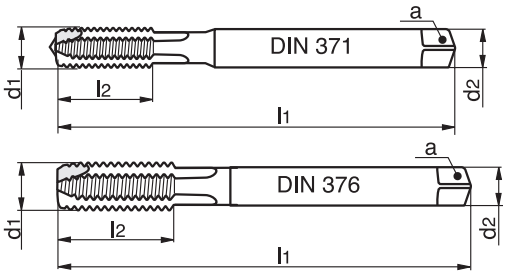


| d1 | p | l1 | l2 | d2 | a | Øf | DIN |
|---|---|---|---|---|---|---|---|
| M 6 | 1 | 80 | 16 | 6 | 4.9 | 5 | 371 |
| M 8 | 1.25 | 90 | 18 | 8 | 6.2 | 6.8 | 371 |
| M 10 | 1.5 | 100 | 20 | 10 | 8 | 8.5 | 371 |
| M 12 | 1.75 | 110 | 25 | 9 | 7 | 10.3 | 376 |
| M 14 | 2 | 110 | 28 | 11 | 9 | 12 | 376 |
| M 16 | 2 | 110 | 28 | 12 | 9 | 14 | 376 |
| M 18 | 2.5 | 125 | 33 | 14 | 11 | 15.5 | 376 |
| M 20 | 2.5 | 140 | 33 | 16 | 12 | 17.5 | 376 |
| M 22 | 2.5 | 140 | 33 | 18 | 14.5 | 19.5 | 376 |
| M 24 | 3 | 160 | 39 | 18 | 14.5 | 21 | 376 |

## SG956K

Ghisa

TiAlN

**Imbocco**

C
2-3
filetti

**Profilo**

Norma
ISO DIN
13

**Tipo di foro**

**Tolleranza**
ISO 2X/6HX

**Applicazioni**

Ghise 1.1-1.2

# G

Maschi a macchina per fori ciechi e fori passanti
**ASP**

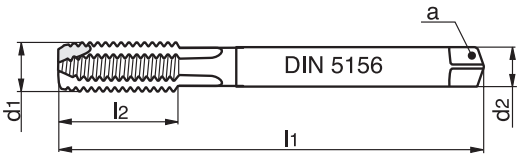


| d1 | p/1" | l1 | l2 | d2 | a | Øf | DIN |
|---|---|---|---|---|---|---|---|
| G 1/8 | 28 | 90 | 15 | 7 | 5.5 | 8.8 | 5156 |
| G 1/4 | 19 | 100 | 22 | 11 | 9 | 11,8 | 5156 |
| G 3/8 | 19 | 100 | 22 | 12 | 9 | 15,25 | 5156 |
| G 1/2 | 14 | 125 | 25 | 16 | 12 | 19 | 5156 |
| G 3/4 | 14 | 140 | 25 | 20 | 16 | 24,5 | 5156 |

## SG956K

Ghisa

TiAlN

**Imbocco**

C
2-3
filetti

**Profilo**

Norma
ISO DIN
228

**Tipo di foro**

**Tolleranza**
ISO 2X/6HX

**Applicazioni**

Ghise 1.1-1.2

# M

Maschi a macchina per fori passanti
**ASP**

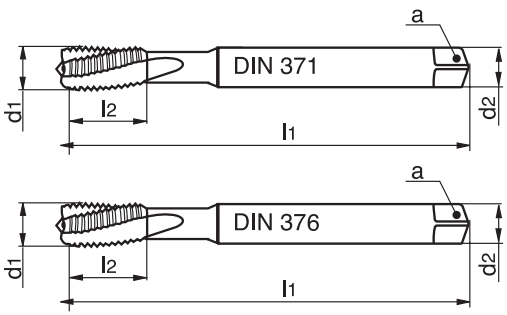


| d1 | p | l1 | l2 | d2 | a | Øf | DIN |
|---|---|---|---|---|---|---|---|
| M 3 | 0.5 | 56 | 10 | 3.5 | 2.7 | 2.5 | 371 |
| M 4 | 0.7 | 63 | 13 | 4.5 | 3.4 | 3.3 | 371 |
| M 5 | 0.8 | 70 | 13 | 6 | 4.9 | 4.2 | 371 |
| M 6 | 1 | 80 | 16 | 6 | 4.9 | 5 | 371 |
| M 8 | 1.25 | 90 | 18 | 8 | 6.2 | 6.8 | 371 |
| M 10 | 1.5 | 100 | 20 | 10 | 8 | 8.5 | 371 |
| M 12 | 1.75 | 110 | 25 | 9 | 7 | 10.3 | 376 |
| M 16 | 2 | 110 | 28 | 12 | 9 | 14 | 376 |

## SL624Ti

Titanio



TiCN

**Imbocco**

D
4-5
filetti

**Profilo**

Norma
ISO DIN
13

**Tipo di foro**

3xd1

**Tolleranza**

ISO 6HX

**Applicazioni**

NiCrTi 2.1-2.2

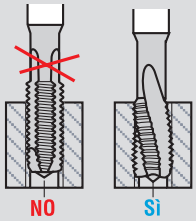


Meno critica la spirale sinistra se l'imbocco non esce dal foro o se il taglio è interrotto

# MF

Maschi a macchina per fori passanti
**ASP**

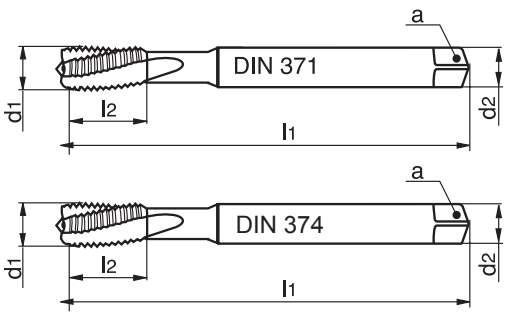


| d1 | p | l1 | l2 | d2 | a | Øf | DIN |
|---|---|---|---|---|---|---|---|
| M 8 | 1 | 90 | 18 | 8 | 6.2 | 7 | ~ 371 |
| M 10 | 1 | 100 | 20 | 10 | 8 | 9 | ~ 371 |
| M 10 | 1.25 | 100 | 20 | 10 | 8 | 8.75 | ~ 371 |
| M 12 | 1.25 | 100 | 22 | 9 | 7 | 10.75 | 374 |
| M 12 | 1.5 | 100 | 22 | 9 | 7 | 10.5 | 374 |
| M 14 | 1.5 | 100 | 22 | 11 | 9 | 12.5 | 374 |
| M 16 | 1.5 | 100 | 22 | 12 | 9 | 14.5 | 374 |

## SL624Ti

Titanio



TiCN

**Imbocco**

D
4-5
filetti

**Profilo**

Norma
ISO DIN
13

**Tipo di foro**

3xd1

**Tolleranza**

ISO 6HX

**Applicazioni**

NiCrTi 2.1-2.2

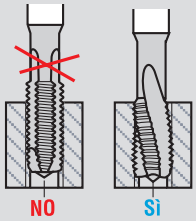


Meno critica la spirale sinistra se l'imbocco non esce dal foro o se il taglio è interrotto

# M

Maschi a macchina a rullare, per fori ciechi e fori passanti
**HSS-E**

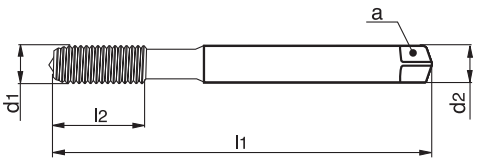


In linea generale la rullatura è possibile
su tutti i materiali con coefficiente
di allungamento A5 ≥10%.

| d1 | p | l1 | l2 | d2 | a | Øf(1) | DIN |
|---|---|---|---|---|---|---|---|
| M 2 | 0.4 | 45 | 7 | 2.8 | 2.1 | 1.85 | 2174 |
| M 2,5 | 0.45 | 50 | 9 | 2.8 | 2.1 | 2.05 | 2174 |
| M 3 | 0.5 | 56 | 11 | 3.5 | 2.7 | 2.8 | 2174 |
| M 3,5 | 0.6 | 56 | 12 | 4 | 3 | 2.9 | 2174 |
| M 4 | 0.7 | 63 | 13 | 4.5 | 3.4 | 3.7 | 2174 |
| M 5 | 0.8 | 70 | 15 | 6 | 4.9 | 4.65 | 2174 |
| M 6 | 1 | 80 | 17 | 6 | 4.9 | 5.55 | 2174 |
| M 8 | 1.25 | 90 | 20 | 8 | 6.2 | 7.4 | 2174 |
| M 10 | 1.5 | 100 | 22 | 10 | 8 | 9.3 | 2174 |
| M 12 | 1.75 | 110 | 25 | 9 | 7 | 11.2 | 2174 |
| M 14 | 2 | 110 | 28 | 11 | 9 | 13.1 | 2174 |
| M 16 | 2 | 110 | 28 | 12 | 9 | 15.1 | 2174 |

(1) i maschi a deformazione hanno un preforo diverso rispetto a quelli ad asportazione

## SM076N

Lucido

**Imbocco**

C
2-3
filetti

**Tipo di foro**

**Tolleranza**
ISO 2X6HX

**Applicazioni**

Non Ferrosi 1.2-1.4

Ghise 1.2

# M

Maschi a macchina a rullare, per fori ciechi e fori passanti
**HSS-E**

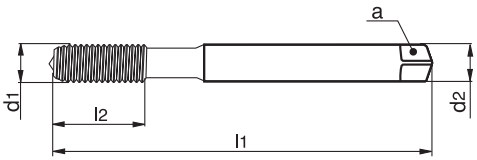


In linea generale la rullatura è possibile
su tutti i materiali con coefficiente
di allungamento A5 ≥10%.

| d1 | p | l1 | l2 | d2 | a | Øf(1) | DIN |
|---|---|---|---|---|---|---|---|
| M 2 | 0.4 | 45 | 9 | 2.8 | 2.1 | 1.82 | 2174 |
| M 2,5 | 0.45 | 50 | 9 | 2.8 | 2.1 | 2.3 | 2174 |
| M 3 | 0.5 | 56 | 10 | 3.5 | 2.7 | 2.8 | 2174 |
| M 3,5 | 0.6 | 56 | 11 | 4 | 3 | 3.25 | 2174 |
| M 4 | 0.7 | 63 | 13 | 4.5 | 3.4 | 3.7 | 2174 |
| M 5 | 0.8 | 70 | 13 | 6 | 4.9 | 4.65 | 2174 |
| M 6 | 1 | 80 | 16 | 6 | 4.9 | 5.55 | 2174 |
| M 8 | 1.25 | 90 | 18 | 8 | 6.2 | 7.4 | 2174 |
| M 10 | 1.5 | 100 | 20 | 10 | 8 | 9.3 | 2174 |
| M 12 | 1.75 | 110 | 25 | 9 | 7 | 11.2 | 2174 |
| M 14 | 2 | 110 | 28 | 11 | 9 | 13.1 | 2174 |
| M 16 | 2 | 110 | 28 | 12 | 9 | 15.1 | 2174 |

(1) i maschi a deformazione hanno un preforo diverso rispetto a quelli ad asportazione

## SM174

Lucido

**Imbocco**

C
2-3
filetti

**Tipo di foro**

**Tolleranza**
ISO 2X6HX

**Applicazioni**

- Acciai 1.1
- Acciai 1.3
- Non Ferrosi 1.2

# M

Maschi a macchina a rullare, per fori ciechi e fori passanti
**HSS-E**

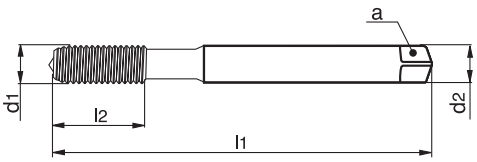


In linea generale la rullatura è possibile
su tutti i materiali con coefficiente
di allungamento A5 ≥10%.

| d1 | p | l1 | l2 | d2 | a | Øf(1) | DIN |
|---|---|---|---|---|---|---|---|
| M 2 | 0.4 | 45 | 9 | 2.8 | 2.1 | 1.82 | 2174 |
| M 2,5 | 0.45 | 50 | 9 | 2.8 | 2.1 | 2.3 | 2174 |
| M 3 | 0.5 | 56 | 10 | 3.5 | 2.7 | 2.8 | 2174 |
| M 3,5 | 0.6 | 56 | 11 | 4 | 3 | 3.25 | 2174 |
| M 4 | 0.7 | 63 | 13 | 4.5 | 3.4 | 3.7 | 2174 |
| M 5 | 0.8 | 70 | 13 | 6 | 4.9 | 4.65 | 2174 |
| M 6 | 1 | 80 | 16 | 6 | 4.9 | 5.55 | 2174 |
| M 8 | 1.25 | 90 | 18 | 8 | 6.2 | 7.4 | 2174 |
| M 10 | 1.5 | 100 | 20 | 10 | 8 | 9.3 | 2174 |
| M 12 | 1.75 | 110 | 25 | 9 | 7 | 11.2 | 2174 |
| M 14 | 2 | 110 | 28 | 11 | 9 | 13.1 | 2174 |
| M 16 | 2 | 110 | 28 | 12 | 9 | 15.1 | 2174 |

(1) i maschi a deformazione hanno un preforo diverso rispetto a quelli ad asportazione

## SM374

TiN

**Imbocco**

C
2-3
filetti

**Tipo di foro**

**Tolleranza**
ISO 2X/6HX

**Applicazioni**

- Acciai 1.3-1.4
- Inox 1.1
- NiCrTi 1.1
- Non Ferrosi 1.1-1.2
- Non Ferrosi 2.1-2.2

# MF

Maschi a macchina a rullare, per fori ciechi e fori passanti

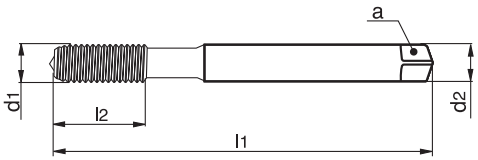


In linea generale la rullatura è possibile
su tutti i materiali con coefficiente
di allungamento A5 ≥10%.

| d1 | p | l1 | l2 | d2 | a | Øf(1) | DIN |
|---|---|---|---|---|---|---|---|
| M 4 | 0.5 | 63 | 13 | 4.5 | 3.4 | 3.8 | 2174 |
| M 5 | 0.5 | 70 | 13 | 6 | 4.9 | 4.8 | 2174 |
| M 6 | 0.75 | 80 | 16 | 6 | 4.9 | 5.65 | 2174 |
| M 8 | 0.75 | 90 | 18 | 8 | 6.2 | 7.65 | 2174 |
| M 8 | 1 | 90 | 18 | 8 | 6.2 | 7.55 | 2174 |
| M 10 | 1 | 90 | 15 | 10 | 8 | 9.55 | 2174 |
| M 10 | 1.25 | 100 | 20 | 10 | 8 | 9.4 | 2174 |
| M 12 | 1 | 100 | 22 | 9 | 7 | 11.55 | 2174 |
| M 12 | 1.25 | 100 | 22 | 9 | 7 | 11.40 | 2174 |
| M 12 | 1.5 | 100 | 22 | 9 | 7 | 11.3 | 2174 |
| M 14 | 1.25 | 100 | 22 | 11 | 9 | 13.45 | 2174 |
| M 14 | 1.5 | 100 | 22 | 11 | 9 | 13.3 | 2174 |
| M 16 | 1.5 | 100 | 22 | 12 | 9 | 15.30 | 2174 |

(1) i maschi a deformazione hanno un preforo diverso rispetto a quelli ad asportazione

## SM374

TiN

**Imbocco**

C
2-3
filetti

**Tipo di foro**

**Tolleranza**

ISO 2X/6HX

**Applicazioni**

- Acciai 1.3-1.4
- Inox 1.1
- NiCrTi 1.1
- Non Ferrosi 1.1-1.2
- Non Ferrosi 2.1-2.2

# M

Maschi a macchina a rullare, per fori ciechi e fori passanti
**HSS-E**

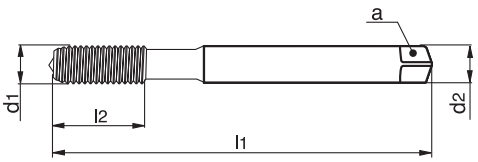


In linea generale la rullatura è possibile
su tutti i materiali con coefficiente
di allungamento A5 ≥10%.

| d1 | p | l1 | l2 | d2 | a | Øf(1) | DIN |
|---|---|---|---|---|---|---|---|
| M 3 | 0.5 | 56 | 5 | 3.5 | 2.7 | 2.8 | 2174 |
| M 4 | 0.7 | 63 | 7 | 4.5 | 3.4 | 3.7 | 2174 |
| M 5 | 0.8 | 70 | 8 | 6 | 4.9 | 4.65 | 2174 |
| M 6 | 1 | 80 | 10 | 6 | 4.9 | 5.55 | 2174 |
| M 8 | 1.25 | 90 | 13 | 8 | 6.2 | 7.4 | 2174 |
| M 10 | 1.5 | 100 | 15 | 10 | 8 | 9.3 | 2174 |
| M 12 | 1.75 | 110 | 18 | 9 | 7 | 11.2 | 2174 |
| M 14 | 2 | 110 | 20 | 11 | 9 | 13.1 | 2174 |
| M 16 | 2 | 110 | 20 | 12 | 9 | 15.1 | 2174 |

(1) i maschi a deformazione hanno un preforo diverso rispetto a quelli ad asportazione

## SM376N

TiN

**Imbocco**

C
2-3
filetti

**Tipo di foro**

**Tolleranza**
ISO 2X/6HX

**Applicazioni**

- Acciai 1.3-1.4
- Inox 1.1
- NiCrTi 1.1
- Non Ferrosi 1.1-1.2
- Non Ferrosi 2.1-2.2

# G

Maschi a macchina a rullare per fori ciechi e fori passanti
**HSS-E**

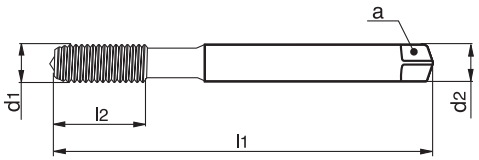


In linea generale la rullatura è possibile
su tutti i materiali con coefficiente
di allungamento A5 ≥10%.

| d1 | p/1" | l1 | l2 | d2 | a | Øf(1) | DIN |
|---|---|---|---|---|---|---|---|
| G 1/8 | 28 | 90 | 10 | 7 | 5.5 | 9,25 | 5156 |
| G 1/4 | 19 | 100 | 13 | 11 | 9 | 12,5 | 5156 |
| G 3/8 | 19 | 100 | 13 | 12 | 9 | 16 | 5156 |
| G 1/2 | 14 | 125 | 18 | 16 | 12 | 20 | 5156 |
| G 3/4 | 14 | 140 | 18 | 20 | 16 | 25,5 | 5156 |
| G 1" | 11 | 160 | 23 | 25 | 20 | 32 | 5156 |

(1) i maschi a deformazione hanno un preforo diverso rispetto a quelli ad asportazione

## SM376N

TiN

**Imbocco**

C
2-3
filetti

**Tipo di foro**

**Tolleranza**
ISO 2X/6HX

**Applicazioni**

- Acciai 1.3-1.4
- Inox 1.1
- NiCrTi 1.1
- Non Ferrosi 1.1-1.2
- Non Ferrosi 2.1-2.2

# M

Maschi a macchina per fori ciechi
**ASP**

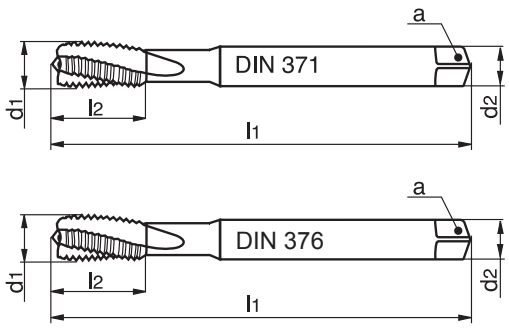


| d1 | p | l1 | l2 | d2 | a | Øf | DIN |
|---|---|---|---|---|---|---|---|
| M 3 | 0.5 | 56 | 5 | 3.5 | 2.7 | 2.5 | 371 |
| M 4 | 0.7 | 63 | 7 | 4.5 | 3.4 | 3.3 | 371 |
| M 5 | 0.8 | 70 | 8 | 6 | 4.9 | 4.2 | 371 |
| M 6 | 1 | 80 | 10 | 6 | 4.9 | 5 | 371 |
| M 8 | 1.25 | 90 | 13 | 8 | 6.2 | 6.8 | 371 |
| M 10 | 1.5 | 100 | 15 | 10 | 8 | 8.5 | 371 |
| M 12 | 1.75 | 110 | 18 | 9 | 7 | 10.3 | 376 |
| M 16 | 2 | 110 | 20 | 12 | 9 | 14 | 376 |

## SR644Ti

Titanio

TiCN

**Imbocco**

C
2-3
filetti

**Profilo**

Norma
ISO DIN
13

**Tipo di foro**

1,5xd1

**Tolleranza**

ISO 6HX

**Applicazioni**

NiCrTi 2.1-2.2

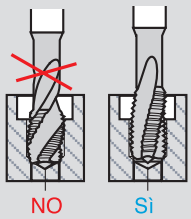


Preferire elica lenta
nei fori incassati

# M

Maschi a macchina per fori passanti
**HSS-E**

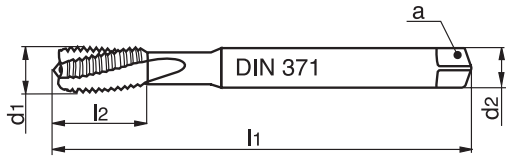


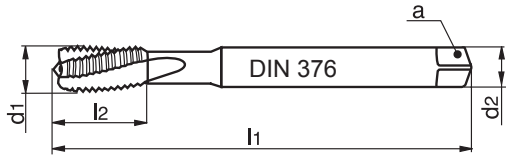


| d1 | p | l1 | l2 | d2 | a | Øf | DIN |
|---|---|---|---|---|---|---|---|
| M 3 | 0.5 | 56 | 10 | 3.5 | 2.7 | 2.5 | 371 |
| M 4 | 0.7 | 63 | 13 | 4.5 | 3.4 | 3.3 | 371 |
| M 5 | 0.8 | 70 | 13 | 6 | 4.9 | 4.2 | 371 |
| M 6 | 1 | 80 | 16 | 6 | 4.9 | 5 | 371 |
| M 8 | 1.25 | 90 | 18 | 8 | 6.2 | 6.8 | 371 |
| M 10 | 1.5 | 100 | 20 | 10 | 8 | 8.5 | 371 |
| M 12 | 1.75 | 110 | 25 | 9 | 7 | 10.3 | 376 |
| M 14 | 2 | 110 | 28 | 11 | 9 | 12 | 376 |
| M 16 | 2 | 110 | 28 | 12 | 9 | 14 | 376 |

## SS144SL

Spirale sinistra

Lucido

**Imbocco**

D
4-5
filetti

**Profilo**

Norma
ISO DIN
13

**Tipo di foro**

**Tolleranza**
ISO 2/6H

**Applicazioni**

Acciai 1.1-1.3

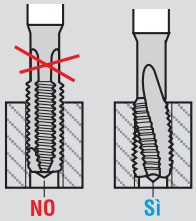


Meno critica la spirale sinistra se l'imbocco non esce dal foro o se il taglio è interrotto

# M

Maschi a macchina per fori ciechi
**HSS-E**

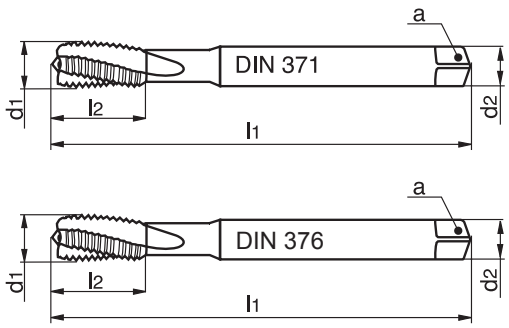


| d1 | p | l1 | l2 | d2 | a | Øf | DIN |
|---|---|---|---|---|---|---|---|
| M 2 | 0.4 | 45 | 7 | 2.8 | 2.1 | 1.6 | 371 |
| M 2,5 | 0.45 | 50 | 9 | 2.8 | 2.1 | 2.05 | 371 |
| M 2,6 | 0.45 | 50 | 9 | 2.8 | 2.1 | 2.15 | 371 |
| M 3 | 0.5 | 56 | 11 | 3.5 | 2.7 | 2.5 | 371 |
| M 3,5 | 0.6 | 56 | 12 | 4 | 3 | 2.9 | 371 |
| M 4 | 0.7 | 63 | 13 | 4.5 | 3.4 | 3.3 | 371 |
| M 5 | 0.8 | 70 | 15 | 6 | 4.9 | 4.2 | 371 |
| M 6 | 1 | 80 | 17 | 6 | 4.9 | 5 | 371 |
| M 7 | 1 | 80 | 17 | 7 | 5.5 | 6 | 371 |
| M 8 | 1.25 | 90 | 20 | 8 | 6.2 | 6.8 | 371 |
| M 10 | 1.5 | 100 | 22 | 10 | 8 | 8.5 | 371 |
| M 12 | 1.75 | 110 | 24 | 9 | 7 | 10.2 | 376 |
| M 14 | 2 | 110 | 26 | 11 | 9 | 12 | 376 |
| M 16 | 2 | 110 | 27 | 12 | 9 | 14 | 376 |
| M 18 | 2.5 | 125 | 30 | 14 | 11 | 15.5 | 376 |
| M 20 | 2.5 | 140 | 32 | 16 | 12 | 17.5 | 376 |
| M 22 | 2.5 | 140 | 32 | 18 | 14.5 | 19.5 | 376 |
| M 24 | 3 | 160 | 34 | 18 | 14.5 | 21 | 376 |
| M 27 | 3 | 160 | 36 | 20 | 16 | 24 | 376 |
| M 30 | 3.5 | 180 | 40 | 22 | 18 | 26.5 | 376 |

## SS144SR

Spirale destra

Lucido

**Imbocco**

C
2-3
filetti

**Profilo**

Norma
ISO DIN
13

**Tipo di foro**

2xd1

**Tolleranza**
ISO 2/6H

**Applicazioni**

Acciai 1.2-1.3

Non Ferrosi 2.2

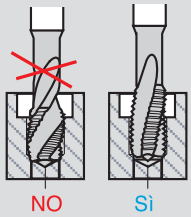


Preferire elica lenta
nei fori incassati

# M

Maschi a macchina per fori ciechi e fori passanti
**ASP**

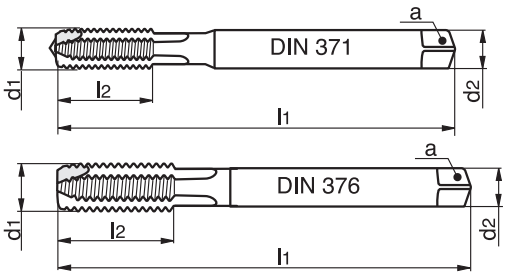


| d1 | p | l1 | l2 | d2 | a | Øf | DIN |
|---|---|---|---|---|---|---|---|
| M 3 | 0.5 | 56 | 10 | 3.5 | 2.7 | 2.5 | 371 |
| M 4 | 0.7 | 63 | 13 | 4.5 | 3.4 | 3.3 | 371 |
| M 5 | 0.8 | 70 | 13 | 6 | 4.9 | 4.2 | 371 |
| M 6 | 1 | 80 | 16 | 6 | 4.9 | 5 | 371 |
| M 8 | 1.25 | 90 | 18 | 8 | 6.2 | 6.8 | 371 |
| M 10 | 1.5 | 100 | 20 | 10 | 8 | 8.5 | 371 |
| M 12 | 1.75 | 110 | 25 | 9 | 7 | 10.3 | 376 |
| M 14 | 2 | 110 | 28 | 11 | 9 | 12 | 376 |
| M 16 | 2 | 110 | 28 | 12 | 9 | 14 | 376 |

## SS721HR

BST

**Imbocco**

C
2-3
filetti

**Profilo**

Norma
ISO DIN
13

**Tipo di foro**

1,5xd1

**Tolleranza**

ISO 6HX

**Applicazioni**

Acciai < 52 HRC

Ghise 1.1

# M

Maschi a macchina per fori ciechi
**HSS-E**

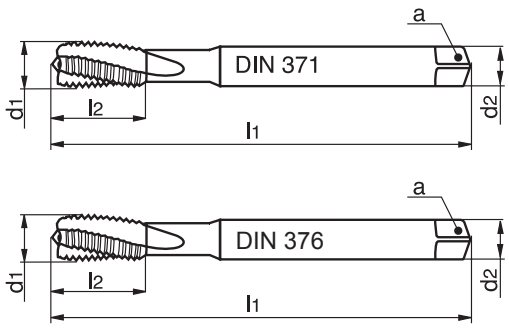


| d1 | p | l1 | l2 | d2 | a | Øf | DIN |
|---|---|---|---|---|---|---|---|
| M 3 | 0.5 | 56 | 5 | 3.5 | 2.7 | 2.5 | 371 |
| M 4 | 0.7 | 63 | 7 | 4.5 | 3.4 | 3.3 | 371 |
| M 5 | 0.8 | 70 | 8 | 6 | 4.9 | 4.2 | 371 |
| M 6 | 1 | 80 | 10 | 6 | 4.9 | 5 | 371 |
| M 8 | 1.25 | 90 | 13 | 8 | 6.2 | 6.8 | 371 |
| M 10 | 1.5 | 100 | 15 | 10 | 8 | 8.5 | 371 |
| M 12 | 1.75 | 110 | 18 | 9 | 7 | 10.3 | 376 |
| M 14 | 2 | 110 | 20 | 11 | 9 | 12 | 376 |
| M 16 | 2 | 110 | 20 | 12 | 9 | 14 | 376 |

## SS744HR

BST

**Imbocco**

C
2-3
filetti

**Profilo**

Norma
ISO DIN
13

**Tipo di foro**

1,5xd1

**Tolleranza**
ISO 6HX

**Applicazioni**

Acciai < 52 HRC

Ghise 1.1

# M

Maschi a macchina per fori ciechi
**HSS-E**

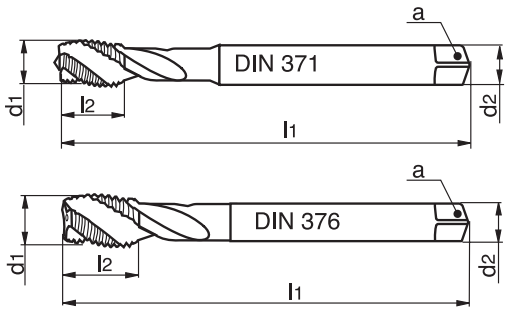


| d1 | p | l1 | l2 | d2 | a | Øf | DIN |
|---|---|---|---|---|---|---|---|
| M 3 | 0.5 | 56 | 6 | 3.5 | 2.7 | 2.5 | 371 |
| M 3,5 | 0.6 | 56 | 7 | 4 | 3 | 2.9 | 371 |
| M 4 | 0.7 | 63 | 7 | 4.5 | 3.4 | 3.3 | 371 |
| M 5 | 0.8 | 70 | 8 | 6 | 4.9 | 4.2 | 371 |
| M 6 | 1 | 80 | 10 | 6 | 4.9 | 5 | 371 |
| M 8 | 1.25 | 90 | 14 | 8 | 6.2 | 6.8 | 371 |
| M 10 | 1.5 | 100 | 16 | 10 | 8 | 8.5 | 371 |
| M 12 | 1.75 | 110 | 18 | 9 | 7 | 10.2 | 376 |
| M 14 | 2 | 110 | 20 | 11 | 9 | 12 | 376 |
| M 16 | 2 | 110 | 22 | 12 | 9 | 14 | 376 |
| M 18 | 2.5 | 125 | 25 | 14 | 11 | 15.5 | 376 |
| M 20 | 2.5 | 140 | 25 | 16 | 12 | 17.5 | 376 |

## ST108S

Rastremato

Lucido

**Imbocco**

C
2-3
filetti

**Profilo**

Norma
ISO DIN
13

**Tipo di foro**

2,5xd1

**Tolleranza**
ISO 2/6H

**Applicazioni**

Acciai 1.2-1.3

Non Ferrosi 2.2

Evitare i fori incassati

# M

Maschi a macchina per fori ciechi
**HSS-E**

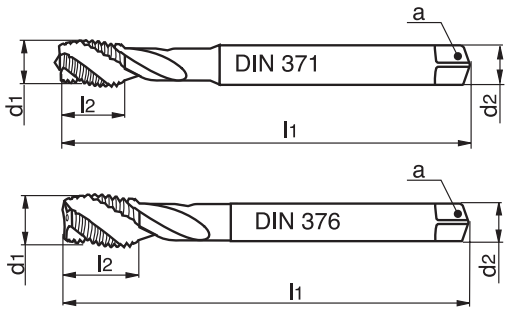


| d1 | p | l1 | l2 | d2 | a | Øf | DIN |
|---|---|---|---|---|---|---|---|
| M 1,4 | 0.3 | 40 | 3 | 2.5 | 2.1 | 1.1 | 371 |
| M 1,6 | 0.35 | 40 | 4 | 2.5 | 2.1 | 1.25 | 371 |
| M 2 | 0.4 | 45 | 4 | 2.8 | 2.1 | 1.6 | 371 |
| M 2,5 | 0.45 | 50 | 5 | 2.8 | 2.1 | 2.05 | 371 |
| M 2,6 | 0.45 | 50 | 5 | 2.8 | 2.1 | 2.15 | 371 |
| M 3 | 0.5 | 56 | 6 | 3.5 | 2.7 | 2.5 | 371 |
| M 3,5 | 0.6 | 56 | 7 | 4 | 3 | 2.9 | 371 |
| M 4 | 0.7 | 63 | 7 | 4.5 | 3.4 | 3.3 | 371 |
| M 5 | 0.8 | 70 | 8 | 6 | 4.9 | 4.2 | 371 |
| M 6 | 1 | 80 | 10 | 6 | 4.9 | 5 | 371 |
| M 7 | 1 | 80 | 10 | 7 | 5.5 | 6 | 371 |
| M 8 | 1.25 | 90 | 14 | 8 | 6.2 | 6.8 | 371 |
| M 10 | 1.5 | 100 | 16 | 10 | 8 | 8.5 | 371 |
| M 12 | 1.75 | 110 | 18 | 9 | 7 | 10.2 | 376 |
| M 14 | 2 | 110 | 20 | 11 | 9 | 12 | 376 |
| M 16 | 2 | 110 | 22 | 12 | 9 | 14 | 376 |
| M 18 | 2.5 | 125 | 25 | 14 | 11 | 15.5 | 376 |
| M 20 | 2.5 | 140 | 25 | 16 | 12 | 17.5 | 376 |
| M 22 | 2.5 | 140 | 27 | 18 | 14.5 | 19.5 | 376 |
| M 24 | 3 | 160 | 30 | 18 | 14.5 | 21 | 376 |
| M 27 | 3 | 160 | 30 | 20 | 16 | 24 | 376 |

## ST146

Lucido

**Imbocco**

C
2-3
filetti

**Profilo**

Norma
ISO DIN
13

**Tipo di foro**

2,5xd1

**Tolleranza**
ISO 2/6H

**Applicazioni**

Acciai 1.2-1.3

Non Ferrosi 2.2

Evitare i fori incassati

# MF

Maschio a macchina per fori ciechi
**HSS-E**

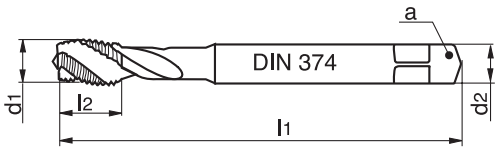


| d1 | p | l1 | l2 | d2 | a | Øf | DIN |
|---|---|---|---|---|---|---|---|
| M 4 | 0.5 | 63 | 5 | 2.8 | 2.1 | 3.5 | 374 |
| M 5 | 0.5 | 70 | 5 | 3.5 | 2.7 | 4.5 | 374 |
| M 6 | 0.5 | 80 | 5 | 4.5 | 3.4 | 5.5 | 374 |
| M 6 | 0.75 | 80 | 8 | 4.5 | 3.4 | 5.2 | 374 |
| M 8 | 0.75 | 80 | 10 | 6 | 4.9 | 7,2 | 374 |
| M 8 | 1 | 90 | 10 | 6 | 4.9 | 7 | 374 |
| M 10 | 0.75 | 90 | 10 | 7 | 5.5 | 9.2 | 374 |
| M 10 | 1 | 90 | 10 | 7 | 5.5 | 9 | 374 |
| M 10 | 1.25 | 100 | 16 | 7 | 5.5 | 8.8 | 374 |
| M 12 | 1 | 100 | 11 | 9 | 7 | 11 | 374 |
| M 12 | 1.25 | 100 | 11 | 9 | 7 | 10.8 | 374 |
| M 12 | 1.5 | 100 | 15 | 9 | 7 | 10.5 | 374 |
| M 14 | 1 | 100 | 11 | 11 | 9 | 13 | 374 |
| M 14 | 1.25 | 100 | 15 | 11 | 9 | 12.8 | 374 |
| M 14 | 1.5 | 100 | 15 | 11 | 9 | 12.5 | 374 |
| M 16 | 1 | 100 | 12 | 12 | 9 | 15 | 374 |
| M 16 | 1,5 | 100 | 15 | 12 | 9 | 14.5 | 374 |
| M 18 | 1 | 110 | 13 | 14 | 11 | 17 | 374 |
| M 18 | 1.5 | 110 | 17 | 14 | 11 | 16.5 | 374 |
| M 20 | 1 | 125 | 14 | 16 | 12 | 19 | 374 |
| M 20 | 1.5 | 125 | 17 | 16 | 12 | 18.5 | 374 |
| M 22 | 1.5 | 125 | 17 | 18 | 14.5 | 20.5 | 374 |
| M 24 | 1.5 | 140 | 20 | 18 | 14.5 | 22.5 | 374 |

## ST146

Lucido

**Imbocco**

C
2-3
filetti

**Profilo**

Norma
ISO DIN
13

**Tipo di foro**

2,5xd1

**Tolleranza**

ISO 2/6H

**Applicazioni**

Acciai 1.2-1.3

Non Ferrosi 2.2

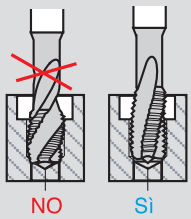


Preferire elica lenta
nei fori incassati

# G

Maschio a macchina per fori ciechi
**HSS-E**

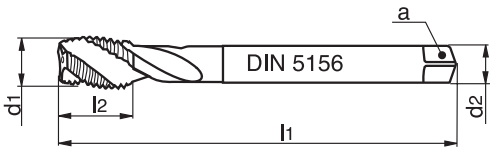


| d1 | p/1" | l1 | l2 | d2 | a | Øf | DIN |
|---|---|---|---|---|---|---|---|
| G 1/8 | 28 | 90 | 18 | 7 | 5.5 | 8.8 | 5156 |
| G 1/4 | 19 | 100 | 22 | 11 | 9 | 11.8 | 5156 |
| G 3/8 | 19 | 100 | 22 | 12 | 9 | 15.25 | 5156 |
| G 1/2 | 14 | 125 | 25 | 16 | 12 | 19 | 5156 |
| G 3/4 | 14 | 140 | 28 | 20 | 16 | 24.5 | 5156 |
| G 1" | 11 | 160 | 30 | 25 | 20 | 30.75 | 5156 |

## ST146

Lucido

**Imbocco**

C
2-3
filetti

**Profilo**

Norma
ISO DIN
228

**Tipo di foro**

2,5xd1

**Tolleranza**

ISO 2/6H

**Applicazioni**

| | |
|---|---|
| Acciai | 1.2-1.3 |
| Non Ferrosi | 2.2 |

Evitare i fori incassati

# UNC

Maschi a macchina per fori ciechi
**HSS-E**

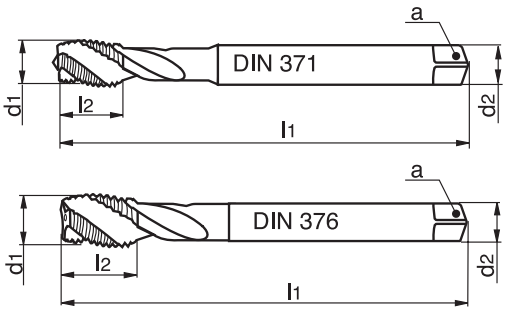


| d1 | p/1" | l1 | l2 | d2 | a | Øf | DIN |
|---|---|---|---|---|---|---|---|
| UNC Nr. 4-40 | 40 | 56 | 11 | 3.5 | 2.7 | 2.35 | ~ 371 |
| UNC Nr. 6-32 | 32 | 56 | 12 | 4.0 | 3.0 | 2.85 | ~ 371 |
| UNC Nr. 8-32 | 32 | 63 | 13 | 4.5 | 3.4 | 3.5 | ~ 371 |
| UNC Nr.10-24 | 24 | 70 | 15 | 6.0 | 4.9 | 3.9 | ~ 371 |
| UNC 1/4-20 | 20 | 80 | 17 | 7.0 | 5.5 | 5.1 | ~ 371 |
| UNC 5/16-18 | 18 | 90 | 20 | 8.0 | 6.2 | 6.6 | ~ 371 |
| UNC 3/8-16 | 16 | 100 | 22 | 10.0 | 8.0 | 8.0 | ~ 371 |
| UNC 7/16-14 | 14 | 100 | 22 | 8.0 | 6.2 | 9.4 | ~ 376 |
| UNC 1/2-13 | 13 | 110 | 25 | 9.0 | 7.0 | 10.8 | ~ 376 |
| UNC 5/8-11 | 11 | 110 | 27 | 12.0 | 9.0 | 13.5 | ~ 376 |
| UNC 3/4-10 | 10 | 125 | 30 | 14.0 | 11.0 | 16.5 | ~ 376 |

## ST146

Lucido

**Imbocco**

C
2-3
filetti

**Profilo**

Norma
ASBE B1.1

**Tipo di foro**

2,5xd1

**Tolleranza**
ISO 2BX

**Applicazioni**

Acciai 1.2-1.3

Non Ferrosi 2.2

Evitare i fori incassati

# UNF

Maschi a macchina per fori ciechi
**HSS-E**

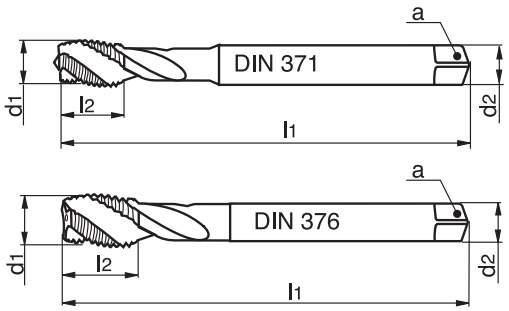


| d1 | p/1" | l1 | l2 | d2 | a | Øf | DIN |
|---|---|---|---|---|---|---|---|
| UNF Nr. 10-32 | 32 | 70 | 15 | 6.0 | 4.9 | 4.1 | ~ 371 |
| UNF 1/4-28 | 28 | 80 | 17 | 7.0 | 5.5 | 5.5 | ~ 371 |
| UNF 5/16-24 | 24 | 90 | 17 | 8.0 | 6.2 | 6.9 | ~ 371 |
| UNF 3/8-24 | 24 | 90 | 18 | 10.0 | 8.0 | 8.5 | ~ 371 |
| UNF 7/16-20 | 20 | 100 | 22 | 8.0 | 6.2 | 9.9 | ~ 374 |
| UNF 1/2-20 | 20 | 100 | 22 | 9.0 | 7.0 | 11.5 | ~ 374 |

## ST146

Lucido

**Imbocco**

C
2-3
filetti

**Profilo**

Norma
ASBE B1.1

**Tipo di foro**

2,5xd1

**Tolleranza**
ISO 2BX

**Applicazioni**

Acciai 1.2-1.3

Non Ferrosi 2.2

Evitare i fori incassati

# M

Maschi a macchina per fori ciechi
**HSS-E**

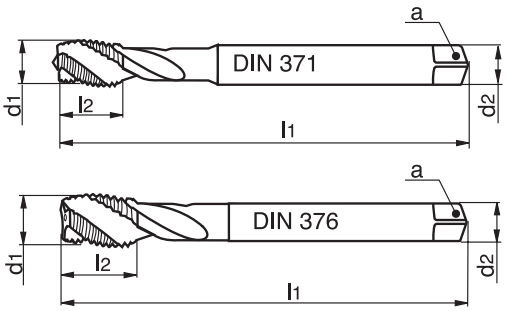


| d1 | p | l1 | l2 | d2 | a | Øf | DIN |
|---|---|---|---|---|---|---|---|
| M 3 | 0.5 | 56 | 5 | 3.5 | 2.7 | 2.5 | 371 |
| M 4 | 0.7 | 63 | 7 | 4.5 | 3.4 | 3.3 | 371 |
| M 5 | 0.8 | 70 | 8 | 6 | 4.9 | 4.2 | 371 |
| M 6 | 1 | 80 | 10 | 6 | 4.9 | 5 | 371 |
| M 8 | 1.25 | 90 | 13 | 8 | 6.2 | 6.8 | 371 |
| M 10 | 1.5 | 100 | 15 | 10 | 8 | 8.5 | 371 |
| M 12 | 1.75 | 110 | 18 | 9 | 7 | 10.3 | 376 |

## ST146 6G

Toll. 6G

Lucido

**Imbocco**

C
2-3
filetti

**Profilo**

Norma
ISO DIN
13

**Tipo di foro**

2,5xd1

**Tolleranza**
ISO 3/6G

**Applicazioni**

| | |
|---|---|
| Acciai | 1.2-1.3 |
| Non Ferrosi | 2.2 |

Evitare i fori incassati

# M

Maschi a macchina per fori ciechi
**HSS-E**

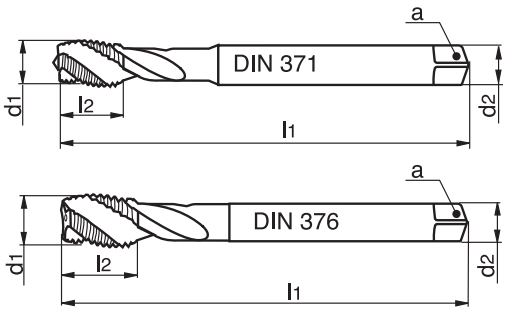


**Universale** = Progettato per un ampio spettro di applicazioni

| d1 | p | l1 | l2 | d2 | a | Øf | DIN |
|---|---|---|---|---|---|---|---|
| M 1,4 | 0.3 | 40 | 3 | 2.5 | 2.1 | 1.1 | 371 |
| M 1,6 | 0.35 | 40 | 4 | 2.5 | 2.1 | 1.25 | 371 |
| M 2 | 0.4 | 45 | 4 | 2.8 | 2.1 | 1.6 | 371 |
| M 2,5 | 0.45 | 50 | 5 | 2.8 | 2.1 | 2.05 | 371 |
| M 2,6 | 0.45 | 50 | 5 | 2.8 | 2.1 | 2.15 | 371 |
| M 3 | 0.5 | 56 | 6 | 3.5 | 2.7 | 2.5 | 371 |
| M 3,5 | 0.6 | 56 | 7 | 4 | 3 | 2.9 | 371 |
| M 4 | 0.7 | 63 | 7 | 4.5 | 3.4 | 3.3 | 371 |
| M 5 | 0.8 | 70 | 8 | 6 | 4.9 | 4.2 | 371 |
| M 6 | 1 | 80 | 10 | 6 | 4.9 | 5 | 371 |
| M 7 | 1 | 80 | 10 | 7 | 5.5 | 6 | 371 |
| M 8 | 1.25 | 90 | 14 | 8 | 6.2 | 6.8 | 371 |
| M 10 | 1.5 | 100 | 16 | 10 | 8 | 8.5 | 371 |
| M 12 | 1.75 | 110 | 18 | 9 | 7 | 10.2 | 376 |
| M 14 | 2 | 110 | 20 | 11 | 9 | 12 | 376 |
| M 16 | 2 | 110 | 22 | 12 | 9 | 14 | 376 |
| M 18 | 2.5 | 125 | 25 | 14 | 11 | 15.5 | 376 |
| M 20 | 2.5 | 140 | 25 | 16 | 12 | 17.5 | 376 |
| M 22 | 2.5 | 140 | 27 | 18 | 14.5 | 19.5 | 376 |
| M 24 | 3 | 160 | 30 | 18 | 14.5 | 21 | 376 |
| M 27 | 3 | 160 | 30 | 20 | 16 | 24 | 376 |
| M 30 | 3.5 | 180 | 35 | 22 | 18 | 26.5 | 376 |

## ST146U

Universale

Vap

**Imbocco**

C
2-3
filetti

**Profilo**

Norma
ISO DIN
13

**Tipo di foro**

2,5xd1

**Tolleranza**
ISO 2/6H

**Applicazioni**

- Acciai 1.1-1.5
- Inox 1.1-1.2
- Ghise 1.1-2.1
- Non Ferrosi 1.2-1.4
- Non Ferrosi 2.4

Evitare i fori incassati

# MF

Maschi a macchina per fori ciechi
**HSS-E**

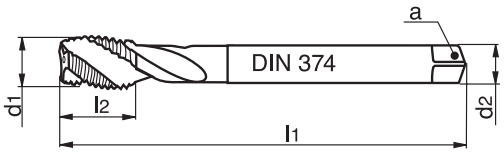


**Universale** = Progettato per un ampio spettro di applicazioni

| d1 | p | l1 | l2 | d2 | a | Øf | DIN |
|---|---|---|---|---|---|---|---|
| M 4 | 0.5 | 63 | 5 | 2.8 | 2.1 | 3.5 | 374 |
| M 5 | 0.5 | 70 | 5 | 3.5 | 2.7 | 4.5 | 374 |
| M 6 | 0.5 | 80 | 5 | 4.5 | 3.4 | 5.5 | 374 |
| M 8 | 1 | 90 | 10 | 6 | 4.9 | 7 | 374 |
| M 10 | 0.75 | 90 | 10 | 7 | 5.5 | 9.2 | 374 |
| M 10 | 1 | 90 | 10 | 7 | 5.5 | 9 | 374 |
| M 10 | 1.25 | 100 | 16 | 7 | 5.5 | 8.8 | 374 |
| M 12 | 1 | 100 | 11 | 9 | 7 | 11 | 374 |
| M 12 | 1.25 | 100 | 11 | 9 | 7 | 10.8 | 374 |
| M 12 | 1.5 | 100 | 15 | 9 | 7 | 10.5 | 374 |
| M 14 | 1 | 100 | 11 | 11 | 9 | 13 | 374 |
| M 14 | 1.25 | 100 | 15 | 11 | 9 | 12.8 | 374 |
| M 14 | 1.5 | 100 | 15 | 11 | 9 | 12.5 | 374 |
| M 16 | 1 | 100 | 12 | 12 | 9 | 15 | 374 |
| M 16 | 1.5 | 100 | 15 | 12 | 9 | 14.5 | 374 |
| M 18 | 1 | 110 | 13 | 14 | 11 | 17 | 374 |
| M 18 | 1.5 | 110 | 17 | 14 | 11 | 16.5 | 374 |
| M 20 | 1 | 125 | 14 | 16 | 12 | 19 | 374 |
| M 20 | 1.5 | 125 | 17 | 16 | 12 | 18.5 | 374 |
| M 22 | 1.5 | 125 | 17 | 18 | 14.5 | 20.5 | 374 |

## ST146U

Universale

Vap

**Imbocco**

C
2-3
filetti

**Profilo**

Norma
ISO DIN
13

**Tipo di foro**

2,5xd1

**Tolleranza**
ISO 2/6H

**Applicazioni**

| | |
|---|---|
| Acciai | 1.1-1.5 |
| Inox | 1.1-1.2 |
| Ghise | 1.1-2.1 |
| Non Ferrosi | 1.2-1.4 |
| Non Ferrosi | 2.4 |

Evitare i fori incassati

# M

Maschi a macchina per fori ciechi
**HSS-E**

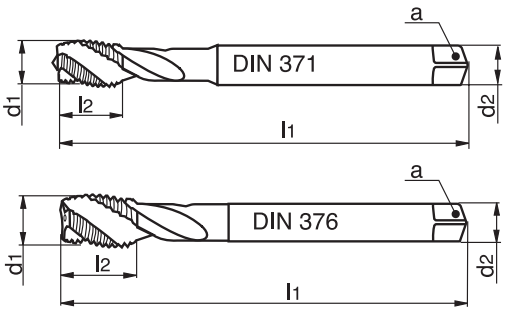


| d1 | p | l1 | l2 | d2 | a | Øf | DIN |
|---|---|---|---|---|---|---|---|
| M 1,4 | 0.3 | 40 | 3 | 2.5 | 2.1 | 1.1 | 371 |
| M 1,6 | 0.35 | 40 | 4 | 2.5 | 2.1 | 1.25 | 371 |
| M 2 | 0.4 | 45 | 4 | 2.8 | 2.1 | 1.6 | 371 |
| M 2,5 | 0.45 | 50 | 5 | 2.8 | 2.1 | 2.05 | 371 |
| M 2,6 | 0.45 | 50 | 5 | 2.8 | 2.1 | 2.15 | 371 |
| M 3 | 0.5 | 56 | 6 | 3.5 | 2.7 | 2.5 | 371 |
| M 3,5 | 0.6 | 56 | 7 | 4 | 3 | 2.9 | 371 |
| M 4 | 0.7 | 63 | 7 | 4.5 | 3.4 | 3.3 | 371 |
| M 5 | 0.8 | 70 | 8 | 6 | 4.9 | 4.2 | 371 |
| M 6 | 1 | 80 | 10 | 6 | 4.9 | 5 | 371 |
| M 7 | 1 | 80 | 10 | 7 | 5.5 | 6 | 371 |
| M 8 | 1.25 | 90 | 14 | 8 | 6.2 | 6.8 | 371 |
| M 10 | 1.5 | 100 | 16 | 10 | 8 | 8.5 | 371 |
| M 12 | 1.75 | 110 | 18 | 9 | 7 | 10.2 | 376 |
| M 14 | 2 | 110 | 20 | 11 | 9 | 12 | 376 |
| M 16 | 2 | 110 | 22 | 12 | 9 | 14 | 376 |
| M 18 | 2.5 | 125 | 25 | 14 | 11 | 15.5 | 376 |
| M 20 | 2.5 | 140 | 25 | 16 | 12 | 17.5 | 376 |

**(1) i maschi a deformazione hanno un preforo diverso rispetto a quelli ad asportazione**

## ST154AL

Alu

Lucido

**Imbocco**

C
2-3
filetti

**Profilo**

Norma
ISO DIN
13

**Tipo di foro**

2,5xd1

**Tolleranza**
ISO 2/6H

**Applicazioni**

| | |
|---|---|
| Acciai | 1.1-1.4 |
| Inox | 1.1-1.2 |
| Non Ferrosi | 2.2 |

Evitare i fori incassati

# M

Maschi a macchina per fori ciechi
**HSS-E**

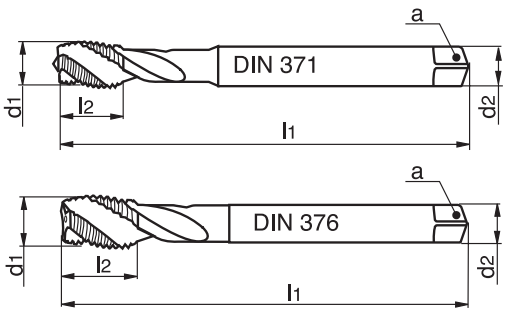


| d1 | p | l1 | l2 | d2 | a | Øf | DIN |
|---|---|---|---|---|---|---|---|
| M 1,4 | 0.3 | 40 | 3 | 2.5 | 2.1 | 1.1 | 371 |
| M 1,6 | 0.35 | 40 | 4 | 2.5 | 2.1 | 1.25 | 371 |
| M 2 | 0.4 | 45 | 4 | 2.8 | 2.1 | 1.6 | 371 |
| M 2,5 | 0.45 | 50 | 5 | 2.8 | 2.1 | 2.05 | 371 |
| M 2,6 | 0.45 | 50 | 5 | 2.8 | 2.1 | 2.15 | 371 |
| M 3 | 0.5 | 56 | 6 | 3.5 | 2.7 | 2.5 | 371 |
| M 3,5 | 0.6 | 56 | 7 | 4 | 3 | 2.9 | 371 |
| M 4 | 0.7 | 63 | 7 | 4.5 | 3.4 | 3.3 | 371 |
| M 5 | 0.8 | 70 | 8 | 6 | 4.9 | 4.2 | 371 |
| M 6 | 1 | 80 | 10 | 6 | 4.9 | 5 | 371 |
| M 7 | 1 | 80 | 10 | 7 | 5.5 | 6 | 371 |
| M 8 | 1.25 | 90 | 14 | 8 | 6.2 | 6.8 | 371 |
| M 10 | 1.5 | 100 | 16 | 10 | 8 | 8.5 | 371 |
| M 12 | 1.75 | 110 | 18 | 9 | 7 | 10.2 | 376 |
| M 14 | 2 | 110 | 20 | 11 | 9 | 12 | 376 |
| M 16 | 2 | 110 | 22 | 12 | 9 | 14 | 376 |
| M 18 | 2.5 | 125 | 25 | 14 | 11 | 15.5 | 376 |
| M 20 | 2.5 | 140 | 25 | 16 | 12 | 17.5 | 376 |
| M 22 | 2.5 | 140 | 27 | 18 | 14.5 | 19.5 | 376 |
| M 24 | 3 | 160 | 30 | 18 | 14.5 | 21 | 376 |

## ST170VA

Inox

Lucido

**Imbocco**

C
2-3
filetti

**Profilo**

Norma
ISO DIN
13

**Tipo di foro**

2,5xd1

**Tolleranza**
ISO 2/6H

**Applicazioni**

| | |
|---|---|
| Acciai | 1.1-1.4 |
| Inox | 1.1-1.2 |
| Non Ferrosi | 2.2 |

Evitare i fori incassati

# MF

Maschi a macchina per fori ciechi
**HSS-E**

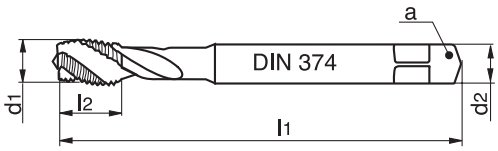


| d1 | p | l1 | l2 | d2 | a | Øf | DIN |
|---|---|---|---|---|---|---|---|
| M 8 | 1 | 90 | 13 | 6 | 4.9 | 7 | 374 |
| M 10 | 1 | 90 | 15 | 7 | 5.5 | 9 | 374 |
| M 10 | 1.25 | 100 | 15 | 7 | 5.5 | 8.75 | 374 |
| M 12 | 1 | 100 | 13 | 9 | 7 | 11 | 374 |
| M 12 | 1.25 | 100 | 13 | 9 | 7 | 10.75 | 374 |
| M 12 | 1.5 | 100 | 13 | 9 | 7 | 10.5 | 374 |
| M 14 | 1.5 | 100 | 15 | 11 | 9 | 12.5 | 374 |
| M 16 | 1.5 | 100 | 15 | 12 | 9 | 14.5 | 374 |
| M 18 | 1.5 | 110 | 17 | 14 | 11 | 16.5 | 374 |
| M 20 | 1.5 | 125 | 17 | 16 | 12 | 18.5 | 374 |

## ST170VA

Inox

Lucido

**Imbocco**

C
2-3
filetti

**Profilo**

Norma
ISO DIN
13

**Tipo di foro**

2,5xd1

**Tolleranza**
ISO 2/6H

**Applicazioni**

| | |
|---|---|
| Acciai | 1.1-1.4 |
| Inox | 1.1-1.2 |
| Non Ferrosi | 2.2 |

Evitare i fori incassati

# M

Maschi a macchina per fori ciechi
**HSS-E**

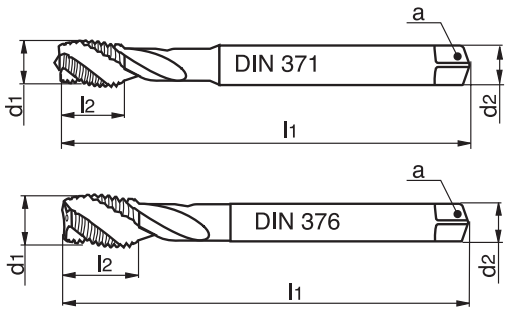


**Universale** = Progettato per un ampio spettro di applicazioni

| d1 | p | l1 | l2 | d2 | a | Øf | DIN |
|---|---|---|---|---|---|---|---|
| M 2 | 0.4 | 45 | 4 | 2.8 | 2.1 | 1.6 | 371 |
| M 2,5 | 0.45 | 50 | 5 | 2.8 | 2.1 | 2.05 | 371 |
| M 2,6 | 0.45 | 50 | 5 | 2.8 | 2.1 | 2.15 | 371 |
| M 3 | 0.5 | 56 | 6 | 3.5 | 2.7 | 2.5 | 371 |
| M 3,5 | 0.6 | 56 | 7 | 4 | 3 | 2.9 | 371 |
| M 4 | 0.7 | 63 | 7 | 4.5 | 3.4 | 3.3 | 371 |
| M 5 | 0.8 | 70 | 8 | 6 | 4.9 | 4.2 | 371 |
| M 6 | 1 | 80 | 10 | 6 | 4.9 | 5 | 371 |
| M 7 | 1 | 80 | 10 | 7 | 5.5 | 6 | 371 |
| M 8 | 1.25 | 90 | 14 | 8 | 6.2 | 6.8 | 371 |
| M 10 | 1.5 | 100 | 16 | 10 | 8 | 8.5 | 371 |
| M 12 | 1.75 | 110 | 18 | 9 | 7 | 10.2 | 376 |
| M 14 | 2 | 110 | 20 | 11 | 9 | 12 | 376 |
| M 16 | 2 | 110 | 22 | 12 | 9 | 14 | 376 |
| M 18 | 2.5 | 125 | 25 | 14 | 11 | 15.5 | 376 |
| M 20 | 2.5 | 140 | 25 | 16 | 12 | 17.5 | 376 |
| M 22 | 2.5 | 140 | 27 | 18 | 14.5 | 19.5 | 376 |
| M 24 | 3 | 160 | 30 | 18 | 14.5 | 21 | 376 |

## ST346U

Universale

TiN

**Imbocco**

C
2-3
filetti

**Profilo**

Norma
ISO DIN
13

**Tipo di foro**

2,5xd1

**Tolleranza**
ISO 2/6H

**Applicazioni**

| | |
|---|---|
| Acciai | 1.1-1.5 |
| Inox | 1.1-1.2 |
| Ghise | 1.1-2.1 |
| Non Ferrosi | 1.2-1.4 |
| Non Ferrosi | 2.4 |

Evitare i fori incassati

# MF

Maschi a macchina per fori ciechi
**HSS-E**

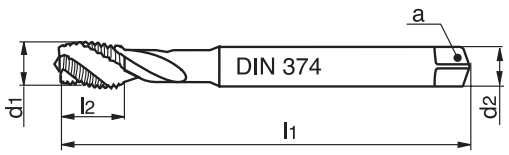


**Universale** = Progettato per un ampio spettro di applicazioni

| d1 | p | l1 | l2 | d2 | a | Øf | DIN |
|---|---|---|---|---|---|---|---|
| M 8 | 1 | 90 | 10 | 6 | 4.9 | 7 | 374 |
| M 10 | 0.75 | 90 | 10 | 7 | 5.5 | 9.2 | 374 |
| M 10 | 1 | 90 | 10 | 7 | 5.5 | 9 | 374 |
| M 10 | 1.25 | 100 | 16 | 7 | 5.5 | 8.8 | 374 |
| M 12 | 1 | 100 | 11 | 9 | 7 | 11 | 374 |
| M 12 | 1.25 | 100 | 11 | 9 | 7 | 10.8 | 374 |
| M 12 | 1.5 | 100 | 15 | 9 | 7 | 10.5 | 374 |
| M 14 | 1 | 100 | 11 | 11 | 9 | 13 | 374 |
| M 14 | 1.25 | 100 | 15 | 11 | 9 | 12.8 | 374 |
| M 14 | 1.5 | 100 | 15 | 11 | 9 | 12.5 | 374 |
| M 16 | 1 | 100 | 12 | 12 | 9 | 15 | 374 |
| M 16 | 1.5 | 100 | 15 | 12 | 9 | 14.5 | 374 |
| M 18 | 1 | 110 | 13 | 14 | 11 | 17 | 374 |
| M 18 | 1.5 | 110 | 17 | 14 | 11 | 16.5 | 374 |
| M 20 | 1 | 125 | 14 | 16 | 12 | 19 | 374 |
| M 20 | 1.5 | 125 | 17 | 16 | 12 | 18.5 | 374 |
| M 22 | 1.5 | 125 | 17 | 18 | 14.5 | 20.5 | 374 |

## ST346U

Universale

TiN

**Imbocco**

C
2-3
filetti

**Profilo**

Norma
ISO DIN
13

**Tipo di foro**

2,5xd1

**Tolleranza**
ISO 2/6H

**Applicazioni**

| | |
|---|---|
| Acciai | 1.1-1.5 |
| Inox | 1.1-1.2 |
| Ghise | 1.1-2.1 |
| Non Ferrosi | 1.2-1.4 |
| Non Ferrosi | 2.4 |

Evitare i fori incassati

# G

Maschio a macchina per fori ciechi
**HSS-E**

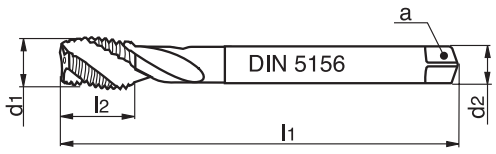


**Universale** = Progettato per un ampio spettro di applicazioni

| d1 | p/1" | l1 | l2 | d2 | a | Øf | DIN |
|---|---|---|---|---|---|---|---|
| G 1/8 | 28 | 90 | 18 | 7 | 5.5 | 8.8 | 5156 |
| G 1/4 | 19 | 100 | 22 | 11 | 9 | 11.8 | 5156 |
| G 3/8 | 19 | 100 | 22 | 12 | 9 | 15.25 | 5156 |
| G 1/2 | 14 | 125 | 25 | 16 | 12 | 19 | 5156 |
| G 3/4 | 14 | 140 | 28 | 20 | 16 | 24.5 | 5156 |
| G 1" | 11 | 160 | 30 | 25 | 20 | 30.75 | 5156 |

## ST346U

Universale

TiN

**Imbocco**

C
2-3
filetti

**Profilo**

Norma
ISO DIN
228

**Tipo di foro**

2,5xd1

**Tolleranza**
ISO 2/6H

**Applicazioni**

| | |
|---|---|
| Acciai | 1.1-1.5 |
| Inox | 1.1-1.2 |
| Ghise | 1.1-2.1 |
| Non Ferrosi | 1.2-1.4 |
| Non Ferrosi | 2.4 |

Evitare i fori incassati

# M

Maschi a macchina per fori ciechi
**PM3**

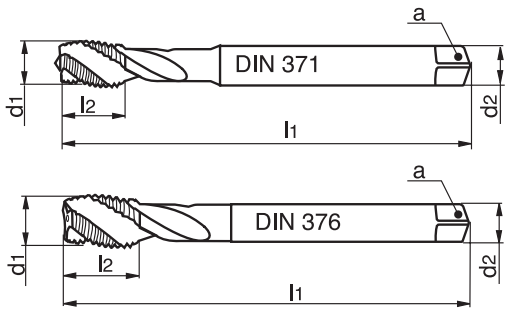


**Universale** = Progettato per un ampio spettro di applicazioni

| d1 | p | l1 | l2 | d2 | a | Øf | DIN |
|---|---|---|---|---|---|---|---|
| M 3 | 0.5 | 56 | 5 | 3.5 | 2.7 | 2.5 | 371 |
| M 4 | 0.7 | 63 | 7 | 4.5 | 3.4 | 3.3 | 371 |
| M 5 | 0.8 | 70 | 8 | 6 | 4.9 | 4.2 | 371 |
| M 6 | 1 | 80 | 10 | 6 | 4.9 | 5 | 371 |
| M 8 | 1.25 | 90 | 13 | 8 | 6.2 | 6.8 | 371 |
| M 10 | 1.5 | 100 | 15 | 10 | 8 | 8.5 | 371 |
| M 12 | 1.75 | 110 | 18 | 9 | 7 | 10.3 | 376 |
| M 14 | 2 | 110 | 20 | 11 | 9 | 12 | 376 |
| M 16 | 2 | 110 | 20 | 12 | 9 | 14 | 376 |
| M 18 | 2.5 | 125 | 25 | 14 | 11 | 15.5 | 376 |
| M 20 | 2.5 | 140 | 25 | 16 | 12 | 17.5 | 376 |
| M 22 | 2.5 | 140 | 25 | 18 | 14.5 | 19.5 | 376 |
| M 24 | 3 | 160 | 30 | 18 | 14.5 | 21 | 376 |
| 6M 27 | 3 | 160 | 30 | 20 | 16 | 24 | 376 |
| M 30 | 3.5 | 180 | 35 | 22 | 18 | 26.5 | 376 |

## ST946

Universale

Antiusura

**Imbocco**

C
2-3
filetti

**Profilo**

Norma
ISO DIN
13

**Tipo di foro**

3xd1

**Tolleranza**
ISO 6HX

**Applicazioni**

- Acciai 1.1-1.5
- Inox 1.1-1.2
- Ghise 1.1-1.3
- Ghise 2.1
- Non Ferrosi 1.2-1.3
- Non Ferrosi 2.2

Evitare i fori incassati

# MF

Maschi a macchina per fori ciechi

**PM3**

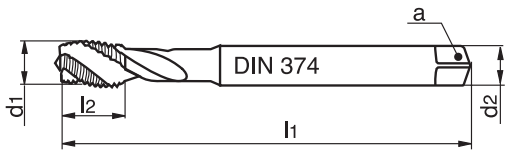


**Universale** = Progettato per un ampio spettro di applicazioni

| d1 | p | l1 | l2 | d2 | a | Øf | DIN |
|---|---|---|---|---|---|---|---|
| M 8 | 1 | 90 | 13 | 6 | 4.9 | 7 | 374 |
| M 10 | 1 | 90 | 15 | 7 | 5.5 | 9 | 374 |
| M 10 | 1.25 | 100 | 15 | 7 | 5.5 | 8.75 | 374 |
| M 12 | 1 | 100 | 13 | 9 | 7 | 11 | 374 |
| M 12 | 1.25 | 100 | 13 | 9 | 7 | 10.75 | 374 |
| M 12 | 1.5 | 100 | 13 | 9 | 7 | 10.5 | 374 |
| M 14 | 1.5 | 100 | 15 | 11 | 9 | 12.5 | 374 |
| M 16 | 1.5 | 100 | 15 | 12 | 9 | 14.5 | 374 |
| M 18 | 1.5 | 110 | 17 | 14 | 11 | 16.5 | 374 |
| M 20 | 1.5 | 125 | 17 | 16 | 12 | 18.5 | 374 |
| M 22 | 1.5 | 125 | 18 | 18 | 14.5 | 20.5 | 374 |
| M 24 | 1.5 | 140 | 20 | 18 | 14.5 | 22.5 | 374 |

## ST946

Universale

Antiusura

**Imbocco**

C
2-3
filetti

**Profilo**

Norma
ISO DIN
13

**Tipo di foro**

3xd1

**Tolleranza**

ISO 6HX

**Applicazioni**

- Acciai 1.1-1.5
- Inox 1.1-1.2
- Ghise 1.1-1.3
- Ghise 2.1
- Non Ferrosi 1.2-1.3
- Non Ferrosi 2.2

Evitare i fori incassati

# G

Maschio a macchina per fori ciechi
**PM3**

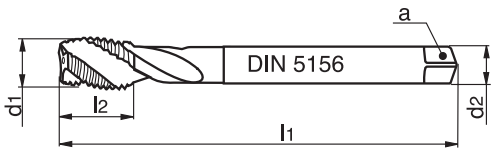


**Universale** = Progettato per un ampio spettro di applicazioni

| d1 | p/1" | l1 | l2 | d2 | a | Øf | DIN |
|---|---|---|---|---|---|---|---|
| G 1/8 | 28 | 90 | 15 | 7 | 5.5 | 8.8 | 5156 |
| G 1/4 | 19 | 100 | 15 | 11 | 9 | 11.8 | 5156 |
| G 3/8 | 19 | 100 | 15 | 12 | 9 | 15.25 | 5156 |
| G 1/2 | 14 | 125 | 18 | 16 | 12 | 19 | 5156 |
| G 3/4 | 14 | 140 | 20 | 20 | 16 | 24.5 | 5156 |
| G 1" | 11 | 160 | 24 | 25 | 20 | 30.75 | 5156 |

## ST946

Universale

Antiusura

**Imbocco**

C
2-3
filetti

**Profilo**

Norma
ISO DIN
228

**Tipo di foro**

3xd1

**Tolleranza**
ISO 6HX

**Applicazioni**

- Acciai 1.1-1.5
- Inox 1.1-1.2
- Ghise 1.1-1.3
- Ghise 2.1
- Non Ferrosi 1.2-1.3
- Non Ferrosi 2.2

Evitare i fori incassati

# UNC

Maschi a macchina per fori ciechi

**PM3**

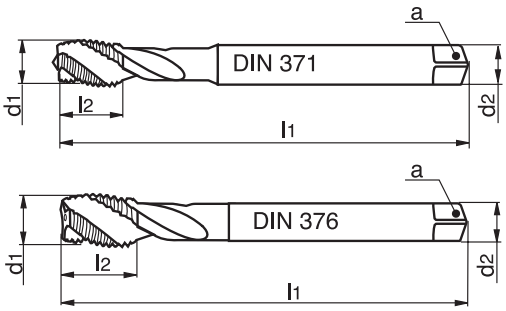


**Universale** = Progettato per un ampio spettro di applicazioni

| d1 | p/1" | l1 | l2 | d2 | a | Øf | DIN |
|---|---|---|---|---|---|---|---|
| UNC Nr. 4-40 | 40 | 56 | 5 | 3.5 | 2.7 | 2.35 | 371 |
| UNC Nr. 6-32 | 32 | 56 | 7 | 4.0 | 3.0 | 2.85 | 371 |
| UNC Nr. 8-32 | 32 | 63 | 7 | 4.5 | 3.4 | 3.5 | 371 |
| UNC Nr.10-24 | 24 | 70 | 8 | 6.0 | 4.9 | 3.9 | 371 |
| UNC 1/4-20 | 20 | 80 | 10 | 7.0 | 5.5 | 5.1 | 371 |
| UNC 5/16-18 | 18 | 90 | 13 | 8.0 | 6.2 | 6.6 | 371 |
| UNC 3/8-16 | 16 | 100 | 15 | 10 | 8.0 | 8.0 | 371 |
| UNC 7/16-14 | 14 | 100 | 15 | 8.0 | 6.2 | 9.4 | 376 |
| UNC 1/2-13 | 13 | 110 | 18 | 9.0 | 7.0 | 10.8 | 376 |
| UNC 5/8-11 | 11 | 110 | 20 | 12 | 9.0 | 13.5 | 376 |
| UNC 3/4-10 | 10 | 125 | 25 | 14 | 11.0 | 16.5 | 376 |
| UNC 7/8- 9 | 9 | 140 | 25 | 18 | 14.5 | 19.5 | 376 |
| UNC 1"- 8 | 8 | 160 | 30 | 18 | 14.5 | 22.25 | 376 |

## ST946

Universale

Antiusura

**Imbocco**

C
2-3
filetti

**Profilo**

Norma
ASBE B1.1

**Tipo di foro**

3xd1

**Tolleranza**

ISO 2BX

**Applicazioni**

- Acciai 1.1-1.5
- Inox 1.1-1.2
- Ghise 1.1-1.3
- Ghise 2.1
- Non Ferrosi 1.2-1.3
- Non Ferrosi 2.2

Evitare i fori incassati

# UNF

Maschi a macchina per fori ciechi
**HSS-E**

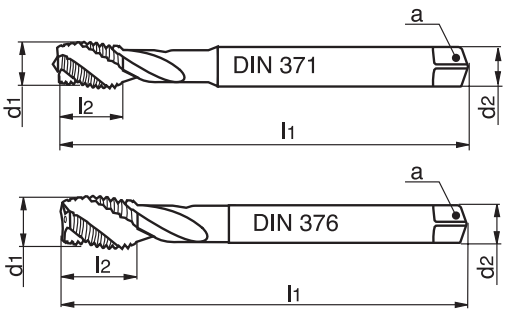


**Universale** = Progettato per un ampio spettro di applicazioni

| d1 | p/1" | l1 | l2 | d2 | a | Øf | DIN |
|---|---|---|---|---|---|---|---|
| UNF Nr. 4-48 | 48 | 56 | 5 | 3.5 | 2.7 | 2.4 | 371 |
| UNF Nr. 6-40 | 40 | 56 | 7 | 4 | 3 | 2.95 | 371 |
| UNF Nr. 8-36 | 48 | 63 | 7 | 4.5 | 3.4 | 3.5 | 371 |
| UNF Nr. 10-32 | 32 | 70 | 8 | 6 | 4.9 | 4.1 | 371 |
| UNF 1/4 - 28 | 28 | 80 | 10 | 7 | 5.5 | 5.5 | 371 |
| UNF 3/8 - 24 | 24 | 90 | 15 | 7 | 5.5 | 8.5 | 374 |
| UNF 1/2 - 20 | 20 | 100 | 13 | 9 | 7 | 11.5 | 374 |
| UNF 3/4 - 16 | 16 | 110 | 17 | 14 | 11 | 17.5 | 374 |
| UNF 1" - 12 | 12 | 140 | 22 | 18 | 14.5 | 23.25 | 374 |

## ST946

Universale

Antiusura

**Imbocco**

C
2-3
filetti

**Profilo**

Norma
ASBE B1.1

**Tipo di foro**

3xd1

**Tolleranza**
ISO 2BX

**Applicazioni**

- Acciai 1.1-1.5
- Inox 1.1-1.2
- Ghise 1.1-1.3
- Ghise 2.1
- Non Ferrosi 1.2-1.3
- Non Ferrosi 2.2

Evitare i fori incassati

# M

Maschi a macchina per fori ciechi
**HSS-E**

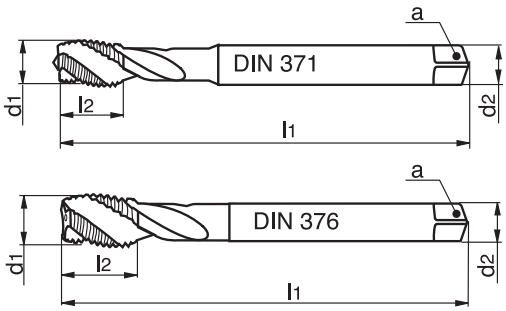


**Universale** = Progettato per un ampio spettro di applicazioni

| d1 | p | l1 | l2 | d2 | a | Øf | DIN |
|---|---|---|---|---|---|---|---|
| M 3 | 0.5 | 56 | 5 | 3.5 | 2.7 | 2.5 | 371 |
| M 4 | 0.7 | 63 | 7 | 4.5 | 3.4 | 3.3 | 371 |
| M 5 | 0.8 | 70 | 8 | 6 | 4.9 | 4.2 | 371 |
| M 6 | 1 | 80 | 10 | 6 | 4.9 | 5 | 371 |
| M 8 | 1.25 | 90 | 13 | 8 | 6.2 | 6.8 | 371 |
| M 10 | 1.5 | 100 | 15 | 10 | 8 | 8.5 | 371 |
| M 12 | 1.75 | 110 | 18 | 9 | 7 | 10.3 | 376 |
| M 14 | 2 | 110 | 20 | 11 | 9 | 12 | 376 |
| M 16 | 2 | 110 | 20 | 12 | 9 | 14 | 376 |
| M 18 | 2.5 | 125 | 25 | 14 | 11 | 15.5 | 376 |
| M 20 | 2.5 | 140 | 25 | 16 | 12 | 17.5 | 376 |
| M 22 | 2.5 | 140 | 25 | 18 | 14.5 | 19.5 | 376 |
| M 24 | 3 | 160 | 30 | 18 | 14.5 | 21 | 376 |

## ST970VA

Inox Universale

Black Silver

**Imbocco**

C
2-3
filetti

**Profilo**

Norma
ISO DIN
13

**Tipo di foro**

2,5xd1

**Tolleranza**
ISO 2/6H

**Applicazioni**

| | |
|---|---|
| Acciai | 1.1-1.5 |
| Inox | 1.1-1.2 |
| Ghise | 1.1-2.1 |
| Non Ferrosi | 1.2-1.4 |
| Non Ferrosi | 2.4 |

Evitare i fori incassati

# M

Maschi a macchina per fori ciechi
**HSS-E**

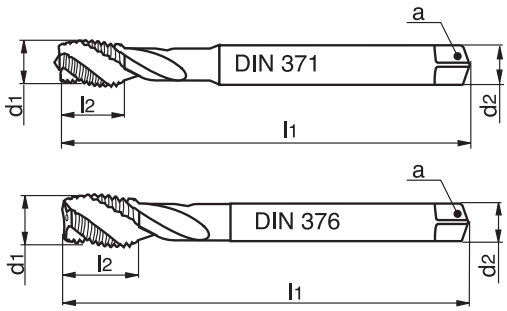


| d1 | p | l1 | l2 | d2 | a | Øf | DIN |
|---|---|---|---|---|---|---|---|
| M 3 | 0.5 | 56 | 5 | 3.5 | 2.7 | 2.5 | 371 |
| M 4 | 0.7 | 63 | 7 | 4.5 | 3.4 | 3.3 | 371 |
| M 5 | 0.8 | 70 | 8 | 6 | 4.9 | 4.2 | 371 |
| M 6 | 1 | 80 | 10 | 6 | 4.9 | 5 | 371 |
| M 8 | 1.25 | 90 | 13 | 8 | 6.2 | 6.8 | 371 |
| M 10 | 1.5 | 100 | 15 | 10 | 8 | 8.5 | 371 |
| M 12 | 1.75 | 110 | 18 | 9 | 7 | 10.3 | 376 |
| M 14 | 2 | 110 | 20 | 11 | 9 | 12 | 376 |
| M 16 | 2 | 110 | 20 | 12 | 9 | 14 | 376 |
| M 18 | 2.5 | 125 | 25 | 14 | 11 | 15.5 | 376 |
| M 20 | 2.5 | 140 | 25 | 16 | 12 | 17.5 | 376 |
| M 22 | 2.5 | 140 | 25 | 18 | 14.5 | 19.5 | 376 |
| M 24 | 3 | 160 | 30 | 18 | 14.5 | 21 | 376 |

## ST970VAK

Con foro

Black Silver

**Imbocco**

C
2-3
filetti

**Profilo**

Norma
ISO DIN
13

**Tipo di foro**

3,0xd1

**Tolleranza**
ISO 2/6H

**Applicazioni**

- Acciai 1.1-1.5
- No Inox
- Ghise 1.1-2.1
- Non Ferrosi 1.2-1.4
- Non Ferrosi 2.4

Evitare i fori incassati

www.sefmeccanotecnica.it

**SEF Meccanotecnica SRL**
Via degli Orefici
Blocco 26 - Centergross
40050 Funo • Bologna • Italia
tel +39 051 66.48.811
fax +39 051 86.30.59
**vendite@sefmeccanotecnica.it**